



Kimball Webster Budget Document

Printed Date: 11/13/2006 at: 7:20:51PM

A GUIDE TO THE HUDSON SCHOOL DISTRICT BUDGET

This budget document looks intimidating, but looks can be deceiving. The budget is divided into a series of reports, and each report is internally consistent. Once one report is understood, all can be more easily understood. The purpose of this document is to provide a roadmap through the budget.

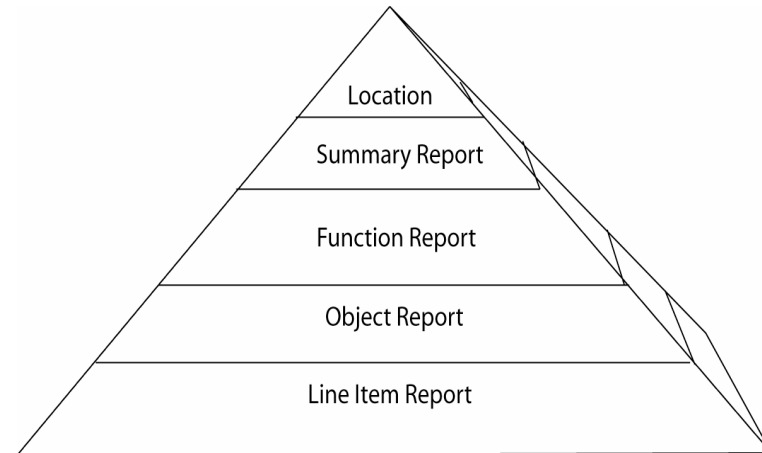
A well constructed budget should accomplish several objectives:

- (1) It should illuminate the important priorities of the school district
- (2) It should allow for levels of analysis and comparison, including historical comparisons
- (3) It should have internal consistency, and be clearly understood
- (4) It should be related to stated school district goals and objectives

We hope that we have made substantial progress in achieving those objectives.

The Budget consistently follows this Pattern:

- **Location**
- **Budget Narrative**
- **Enrollment Projections and Class Size Information**
- **Per Pupil Cost Matrix of Proposed Budget**
- **Summary Report of Proposed School Budget by Function and Object**
- **Function Reports**
- **Object Reports**
- **Line Item Detail Reports**



Each of these reports provides an increasing level of detail. This process allows for analysis and comparisons on a either a wide OR a narrower scale, and also provides the ability to “drill down” to smaller details.

Location:

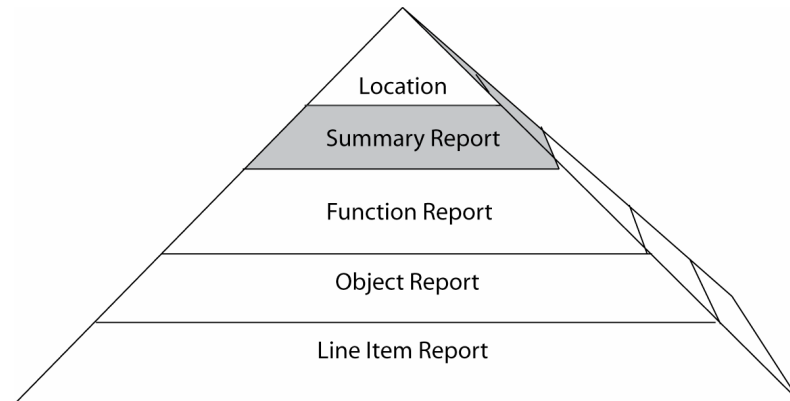
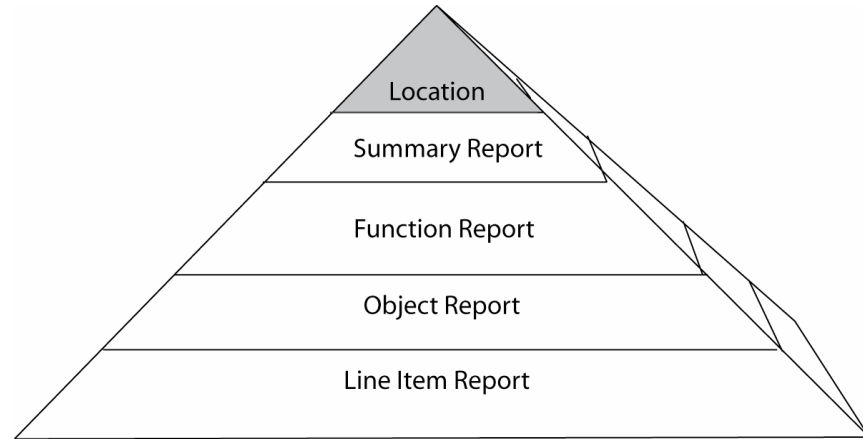
The major portion of the budget is divided into seven Locations: **Dr. H. O. Smith School; Library Street School; Nottingham West School; Hills Garrison School; Hudson Memorial School; Alvirne High School;** and the **Kimball Webster School**. This year the Kimball Webster School has been added as a major location, and the previously sub-divided District-Wide Budget segments have been organized under this location, in order to provide a consistent format for review and analysis.

Narratives:

Within the budget document, most of the major reports begin with a **Narrative**, which provides a critical part of the budget document. The purposes of the narrative are (1) to describe the contents of the ensuing report; (2) indicate priorities in the report, and; (3) to link the budget requests to goals of the school district’s strategic plan. While the numbers in a budget tells **WHAT** an expenditure is, the narrative tells **WHY** the expenditure is proposed.

Summary Report:

The **Summary report** will be found near the beginning of each Location’s Budget, and will appear on page 5. It is the broadest level of budgeting at each location. This one page report provides a view of the school’s total proposed budget both by function and by object.



Function Report

Each Location's budget is divided into eight major Functions:

Administration; Classroom Instruction; Vocational Instruction; Related Arts; Special Services; Educational Support; Non-Instructional Support; and Facilities.

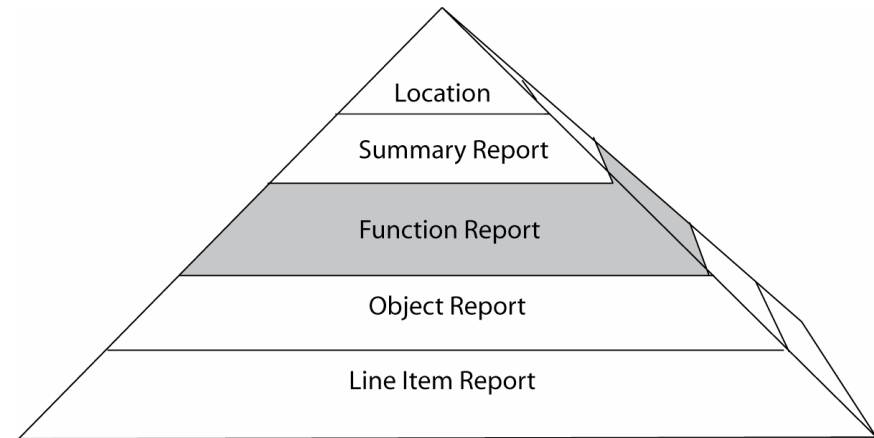
Administration includes the administrative and leadership costs within a school, including school wide-administrators such as principals and assistant principals.

Classroom Instruction includes the costs of classroom teachers in each school. In our elementary schools they are grade level teachers, and in Memorial and Alvirne High Schools they include department based teachers. Also included here are the instructional materials, supplies and equipment used within our classrooms.

The Classroom Instruction function is also sub-divided into **Departments**, such as English or Science. In the elementary schools this includes only small sections on supplies. In Hudson Memorial and Alvirne High Schools, the Departmental budgets also include faculty members.

Vocational Instruction appears only at Alvirne High School, and contains the costs associated with the Wilber Palmer Career and Technical Education Center.

Related Arts contains the budgets for Music, Art and Physical Educations programs in our schools.



Special Services includes Special Education, English as a Second Language, Guidance and Nurses. These programs support our students throughout each of our schools.

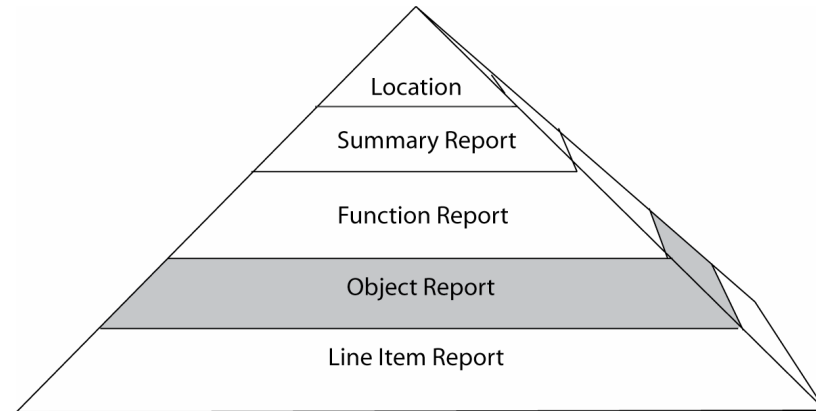
Educational Support Services include our libraries, audio visual services, technology, co-curricular activities, and our professional development programs.

Non-Instructional Support Services includes School Board operations, Food Service, and Transportation costs.

Facilities include the costs of operating, maintaining and repairing our buildings and grounds, as well a debt service..

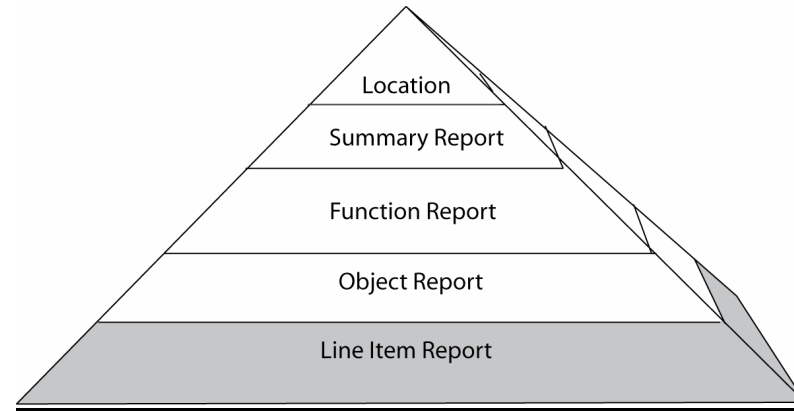
Object Report

Each Function report is further divided into ten **Objects**: **Salaries; Benefits; Office Expenses; Supplies; Contracted Services; Equipment; Educational Resources; Furniture; Professional Development; and Utilities.** Objects will often be broken down further. For example, Equipment may be broken down (no pun intended) into “rental,” “new,” and “replacement.”



Line Item Detail Reports

Within each **Object** report are **Line Item Detail reports**. These reports provide backup and details for budgetary expenditures. They are the most specific reports.



11/13/2006

Table of Contents

		<u>Page Number</u>
Kimball Webster	Facilities	2
Alvirne High School	Facilities	22
Dr. H.O. Smith School	Facilities	37
Library Street School	Facilities	48
Nottingham West Elementary	Facilities	59
Hills Garrison Elementary	Facilities	71
Hudson Memorial School	Facilities	84

Kimball Webster - Budget Summary

Data Date: 11/13/2006
 Print Time: 7:20:52PM

	2008 Admin	2008 Class. Inst.	2008 Voc. Inst.	2008 Related Arts	2008 Spec Serv	2008 Educ. Support	2008 Non-Inst. Support	2008 Facilities	2008 Total	2007 Total	% Change
Salaries	0	0	0	0	0	0	0	1,318,328	1,318,328	1,265,812	4.15%
Benefits	0	0	0	0	0	0	0	562,634	562,634	536,187	4.93%
Office Expense	0	0	0	0	0	0	0	3,420	3,420	2,880	18.75%
Supplies	0	0	0	0	0	0	0	66,988	66,988	70,153	(4.51)%
Contracted Services	0	0	0	0	0	0	0	971,919	971,919	898,091	8.22%
Educational Resources	0	0	0	0	0	0	0	0	0	0	0.00%
Furniture	0	0	0	0	0	0	0	0	0	2,530	(100.00)%
Professional Development	0	0	0	0	0	0	0	2,770	2,770	1,220	127.05%
Equipment	0	0	0	0	0	0	0	38,003	38,003	358	0,515.36%
Utilities	0	0	0	0	0	0	0	1,580,687	1,580,687	1,390,714	13.66%
Debt Service/Transfers	0	0	0	0	0	0	0	1,881,818	1,881,818	1,949,558	(3.47)%
Grand Total	0	0	0	0	0	0	0	6,426,567	6,426,567	6,117,502	5.05%

General Fund: \$6,426,567

Federal Funds: \$0

Food Service: \$0

Vocational Funds: \$0

Alvirne Trustees

\$0

Kimball Webster: Facilities - Narrative

The Kimball Webster budget contains expenditures for district wide items as well as items for the Kimball Webster building.

The District wide facilities budget has been developed to address the School Board's goal that "All children and staff will attend schools that are safe, up-to-date, and appropriate facilities". The majority of repairs address the issue of ADA compliance as well as ensuring that the heating and air quality within the school meet government guidelines. The primary role of our fields/grounds staff is to ensure that areas under their responsibility remain in good repair and are safe for use.

The budget includes workshops and professional development for our HVAC technician and electrician so they can develop skills to minimize our contracting with outside vendors. A review of contracted services has been conducted to determine which ones are appropriate for District staff to perform and which ones are best outsourced.

It is critical that our custodial and maintenance staff be in contact to respond to emergencies needs as promptly as possible. We have experienced difficulty communicating via cell phones within and between schools. As a result, we are switching over to Verizon for better service. Although there is an increase in cost, a cheaper plan is of little value if it does not work 100% of the time. Verizon is the system that most of the town departments now have.

This budget contains funds for an additional truck that will be utilized by both maintenance staff and by CTE staff when needed, and for a new sander. Details on this equipment will be contained in the function and object reports.

Kimball Webster: Facilities - Function Report

Data Date: 11/13/2006
Print Time: 7:20:52PM

	2004 Actual Expenditures	2005 Actual Expenditures	2006 Actual Expenditures	2007 Revised Budget	2008 S/Board Budget	Dollar Budget Change	% of Budget Change
Salaries	192,014	203,681	208,852	222,208	235,880	13,672	6.15%
Benefits	58,051	62,760	60,392	52,567	55,745	3,178	6.05%
Office Expense	3,866	2,844	2,786	2,880	3,420	540	18.75%
Supplies	20,082	19,238	21,933	27,193	21,060	(6,133)	-22.55%
Contracted Services	452,645	462,013	508,920	500,784	577,292	76,509	15.28%
Furniture	2,730	0	0	0	0	0	0.00%
Professional Development	0	595	0	1,220	2,770	1,550	127.05%
Equipment	8,375	49,899	5,247	358	37,203	36,845	10291.90%
Utilities	32,202	29,840	37,254	44,482	44,038	(444)	-1.00%
Debt Service/Transfers	2,158,388	2,090,463	2,022,730	1,949,558	1,881,818	(67,740)	-3.47%
Grand Total	\$ 2,928,353	\$ 2,921,334	\$ 2,868,113	\$ 2,801,249	\$ 2,859,226	\$ 57,976	2.07%

General Fund: **\$2,859,226**

Federal Funds: **\$0**

Food Service: **\$0**

Vocational Funds: **\$0**

Alvirne Trustees

\$0

Kimball Webster: Facilities - Salaries & Benefits

The District contracts with Aramark, Inc. to provide management services for custodial and fields/grounds functions. Also provided as part of the contract is oversight of facility-related contracts. The five (5) year contract with Aramark concludes at the end of FY 2007. The District is in the process of determining how we will address the issue of these management functions. The District's facilities staff is as follows:

- 2 full time grounds keepers
- 1 part time groundskeeper (May - Nov.)
- 1 summer help groundskeeper

- 1 electrician
- 1 Heating/Ventilation/Air Conditioning (HVAC) technician

Each school's custodial staff is responsible for the grounds immediately adjacent to the building. This would include mowing, trimming bushes, etc.

The SAU building has one part time custodial staff person, with additional help from LSS, if necessary.

Salary Schedule - Facilities School Wide

Employee Information			SALARY	Benefits							Salary & Benefits
Name	Organizational Code	FUNC		Social Security	NHRS	LIFE	LTD	HEALTH	DENTAL	Total Benefits	
GELINAS, CHRISTOPHER	122-10002610	2610	7,200	551	0	0	0	0	0	551	7,751
MASSON, GEORGE	110-10132610	2610	16,931	1,295	0	0	0	0	0	1,295	18,226
MAKIN, KARL	123-10002610	2610	53,955	4,128	4,716	50	189	0	1,412	10,495	64,450
MANIKAS, JAMES	122-10002610	2610	40,310	3,084	3,523	50	141	11,624	1,391	19,813	60,123
RUSSELL, FREDERICK	122-10002610	2610	33,862	2,590	2,960	33	119	5,827	696	12,224	46,086
ARMSTRONG, WILLIAM	122-10002610	2610	14,400	1,102	0	0	0	0	0	1,102	15,502
GROUNDSKEEPER, OVERTIME	130-10002610	2610	15,262	1,168	0	0	0	0	0	1,168	16,430
ZELONIS, WILLIAM	124-10002610	2610	53,955	4,128	4,716	50	189	0	0	9,083	63,038
			235,876	18,045	15,914	184	637	17,450	3,499	55,728.99	291,605

Kimball Webster: Facilities - Salaries & Benefits - Object Report

			2004	2005	2006	2007	2008	Dollar	% of
			Actual	Actual	Actual	Revised	S/Board	Budget	Budget
			Expenditures	Expenditures	Expenditures	Budget	Budget	Change	Change
Data Date: 11/13/2006									
Print Time: 7:20:52PM									
100000002610	110	HVAC	0	0	0	0	0	0	0.00%
100000002610	111	DISTRICT ELECTRICIAN	0	0	0	0	0	0	0.00%
100000002610	112	DISTRICT GROUNDSKEEPERS	0	0	0	0	0	0	0.00%
100000002610	122	GROUNDSKEEPER SALARIES	74,920	77,927	81,681	87,483	95,774	8,291	9.48%
100000002610	123	ELECTRICIAN SALARIES	45,760	47,590	53,465	51,879	53,956	2,077	4.00%
100000002610	124	HVAC SALARIES	48,505	47,876	45,337	51,879	53,956	2,077	4.00%
100000002610	130	GROUNDSKEEPERS OVERTIME	6,611	14,660	12,711	14,675	15,262	587	4.00%
101300002610	110	CUSTODIAL SALARY	16,218	15,628	15,657	16,292	16,932	640	3.93%
Salaries			\$ 192,014	\$ 203,681	\$ 208,852	\$ 222,208	\$ 235,880	\$ 13,672	6.15%
100000002610	211	HEALTH INSURANCE	29,476	32,189	28,249	17,451	17,451	0	0.00%
100000002610	212	DENTAL INSURANCE	3,509	3,861	3,369	5,383	3,500	(1,883)	-34.98%
100000002610	213	LIFE INSURANCE	171	172	166	220	186	(34)	-15.45%
100000002610	214	DISABILITY INSURANCE	599	621	539	612	639	27	4.41%
100000002610	220	SOCIAL SECURITY	13,448	14,386	14,706	15,758	16,757	999	6.34%
100000002610	231	NON-TEACHER RETIREMENT	9,607	10,336	12,166	11,896	15,916	4,020	33.80%
100000002610	250	UNEMPLOYMENT	0	0	0	0	0	0	0.00%
100000002610	260	WORKERS COMP	0	0	0	0	0	0	0.00%
101000002610	211	HEALTH INSURANCE	0	0	0	0	0	0	0.00%
101000002610	212	DENTAL INSURANCE	0	0	0	0	0	0	0.00%
101000002610	213	LIFE INSURANCE	0	0	0	0	0	0	0.00%
101000002610	214	DISABILITY INSURANCE	0	0	0	0	0	0	0.00%
101000002610	220	SOCIAL SECURITY	0	0	0	0	0	0	0.00%
101000002610	231	NON-TEACHER RETIREMENT	0	0	0	0	0	0	0.00%
101000002610	250	UNEMPLOYMENT	0	0	0	0	0	0	0.00%
101300002610	220	SOCIAL SECURITY	1,241	1,196	1,198	1,247	1,296	49	3.93%
101300002610	232	TEACHER RETIREMENT	0	0	0	0	0	0	0.00%
Benefits			\$ 58,051	\$ 62,760	\$ 60,392	\$ 52,567	\$ 55,745	\$ 3,178	6.05%
Grand Total			\$ 250,066	\$ 266,442	\$ 269,243	\$ 274,775	\$ 291,625	\$ 16,850	6.13%

General Fund: **\$291,625**

Federal Funds: **\$0**

Food Service: **\$0**

Vocational Funds: **\$0**

Alvirne Trustees

\$0

Kimball Webster: Facilities - Office Expense

The Facility staff use cell phones to stay in contact between schools and the Central Office as well as between custodians and fields/grounds staff. The District will have Verizon as its provider to ensure better communication than was experienced under Nextel.

Kimball Webster: Facilities - Office Expense - Object Report

		2004 Actual Expenditures	2005 Actual Expenditures	2006 Actual Expenditures	2007 Revised Budget	2008 S/Board Budget	Dollar Budget Change	% of Budget Change
Data Date: 11/13/2006								
Print Time: 7:20:52PM								
100000002610	531 TELEPHONE	3,866	2,844	2,786	2,880	3,420	540	18.75%
Office Expense		\$ 3,866	\$ 2,844	\$ 2,786	\$ 2,880	\$ 3,420	\$ 540	18.75%
	Grand Total	\$ 3,866	\$ 2,844	\$ 2,786	\$ 2,880	\$ 3,420	\$ 540	18.75%
General Fund: \$3,420		Federal Funds: \$0		Food Service: \$0		Vocational Funds: \$0		Alvirne Trustees \$0

Kimball Webster: Facilities Office Expense - Line Item Detail

		FY 2006 Actuals	FY 2007 Revised	Request Amount	Unit Cost	Request Qty	FY 2008 Total	% Change	Dollar Difference
Accounts for: GENERAL FUND									
2610	CUSTODIAL								
10002610	CUSTODIAL								
531	TELEPHONE								
	1. TEN CELL PHONES FOR THE FACILITY STAFF (12 MONTHS @ \$285)			3420.00	3,420.00	1	3,420.00		
	531 TELEPHONE Totals:	2,786	2,880	3,420			3,420	18.75	540
	Fund 10 Totals:	2,786	2,880	3,420			3,420	18.75	540
	Grand Total:	\$2,786	\$2,880	\$3,420			\$3,420	18.75	\$540

Kimball Webster: Facilities - Supplies

The HVAC and electrician need small hand tools and testing items that will allow them to perform basic examination of equipment, controls, etc. This will reduce the need to call in expensive contractors.

Our contractor for management of the custodial functions has done a great job in increasing the skills of our staff and in providing them with appropriate equipment. In a continuing effort to professionalize of the staff, we are now purchasing uniforms rather than rent them. The purchase of uniforms that were selected in conjunction with staff are much more professional in appearance and are mandated to be worn by staff so that they can be easily identified by anyone visiting or working in the school.

General grounds supplies includes items for use throughout the district. The items are used both in fields and grounds.

Kimball Webster: Facilities - Supplies - Object Report

Data Date: 11/13/2006
 Print Time: 7:20:52PM

		2004 Actual Expenditures	2005 Actual Expenditures	2006 Actual Expenditures	2007 Revised Budget	2008 S/Board Budget	Dollar Budget Change	% of Budget Change	
100000002610	610	SUPPLIES	0	0	0	5,091	1,500	(3,591)	-70.54%
100000002610	611	CUSTODIAL UNIFORMS	16,555	13,745	14,860	13,562	11,000	(2,562)	-18.89%
100000002610	612	SAFETY LENSES / SHOES	449	301	0	790	750	(40)	-5.06%
100000002630	610	GROUPS SUPPLIES	2,815	4,547	6,881	7,000	7,000	0	0.00%
101300002610	610	CUSTODIAL SUPPLIES	263	645	193	750	810	60	8.00%
Supplies		\$ 20,082	\$ 19,238	\$ 21,933	\$ 27,193	\$ 21,060	\$(6,133)	-22.55%	
Grand Total		\$ 20,082	\$ 19,238	\$ 21,933	\$ 27,193	\$ 21,060	\$(6,133)	-22.55%	

General Fund: **\$21,060** Federal Funds: **\$0** Food Service: **\$0** Vocational Funds: **\$0** Alvirne Trustees **\$0**

Kimball Webster: Facilities Supplies - Line Item Detail

Data Date: 11/13/2006

Print Time: 7:20:52PM

		FY 2006 Actuals	FY 2007 Revised	Request Amount	Unit Cost	Request Qty	FY 2008 Total	% Change	Dollar Difference
Accounts for: GENERAL FUND									
2610	CUSTODIAL								
10002610	CUSTODIAL								
610	SUPPLIES								
	1. DISTRICT WIDE SUPPLIES USED BY HVAC AND ELECTRIAN INCLUDING:			1500.00	1,500.00	1	1,500.00		
	610 SUPPLIES Totals:	0	5,091	1,500			1,500	-70.54	(3,591)
611	CUSTODIAL UNIFORMS								
	CONTRACT FOR CUSTODIAL UNIFORMS			11000.00	11,000.00	1	11,000.00		
	611 CUSTODIAL UNIFORMS Totals:	14,860	13,562	11,000			11,000	-18.89	(2,562)
612	SAFETY LENSES / SHOES								
	SAFETY LENSES/SHOES			750.00	750.00	1	750.00		
	612 SAFETY LENSES/SHOES Totals:	0	790	750			750	-5.06	(40)
10132610	CUSTODIAL								
610	CUSTODIAL SUPPLIES								
	1. VARIOUS CUSTODIAL SUPPLIES			810.00	810.00	1	810.00		
	610 SUPPLIES Totals:	193	750	810			810	8.00	60
2630	GROUNDS								
10002630	BUILDING SERVICES								
610	GROUNDS SUPPLIES								
	VARIOUS GROUND SUPPLIES INCLUDING ICE MELT FOR ALL SCHOOLS			7000.00	7,000.00	1	7,000.00		
	610 SUPPLIES Totals:	6,881	7,000	7,000			7,000	0.00	0
	Fund 10 Totals:	21,933	27,193	21,060			21,060	-22.55	(6,133)
	Grand Total:	\$21,933	\$27,193	\$21,060			\$21,060	-22.55	\$-6,133

Kimball Webster: Facilities - Contracted Services

Based on our claims history and a rate increase of 5% for the next fiscal year, the Property and Liability budget will increase by approximately \$55,000. The District continues to work with our vendor, Primex, to reduce the claims. During the period 01/01/05 to 09/21/06 there was approximately \$52,600 in claims incurred. Of this amount \$30,000 was in “acts of God”, i.e. lightning strikes. Another \$12,000 was from vandalism. The remainder was claims for injury.

The District contracts with Aramark, Inc. to provide management services for custodial and fields/grounds functions. Also provided as part of the contract, is oversight of facility-related contracts. The five (5) year contract with Aramark concludes at the end of FY 2007. The District is in the process of determining how we will address the issue of these management functions. The FY 2008 budget is based on a proposed increase of 5% if the District were to extend the contract one year. Aramark has also provided options of a three year contract with a 4% annual increase, and a five year contract with a 3% annual increase.

At the SAU building, the Facilities Department will coordinate with the Dept. of Corrections to paint the downstairs lobby.

.....

Kimball Webster: Facilities - Contracted Services - Object Report

Data Date: 11/13/2006
 Print Time: 7:20:52PM

			2004 Actual Expenditures	2005 Actual Expenditures	2006 Actual Expenditures	2007 Revised Budget	2008 S/Board Budget	Dollar Budget Change	% of Budget Change
100000002610	430	REPAIRS	0	0	0	0	0	0	0.00%
100000002620	330	ARAMARK CONTRACT	325,280	332,124	342,084	352,353	369,971	17,618	5.00%
100000002620	430	REPAIRS	0	0	0	0	0	0	0.00%
100000002620	521	PROPERTY/LIABILITY INS	89,289	92,876	113,516	120,000	174,775	54,775	45.65%
100000002630	430	GROUNDS NONINSTRUCTIONAL	5,683	4,441	7,185	4,140	5,140	1,000	24.15%
100000002640	430	REPAIRS	0	0	0	1,000	2,000	1,000	100.00%
100000004200	450	SITE DEVELOPMENT	19,055	0	0	0	0	0	0.00%
100000004300	330	LAND APPRAISAL	0	0	0	0	0	0	0.00%
100000005100	330	BOND REGISTRATION	500	500	500	500	500	0	0.00%
101300002610	430	MAINTENANCE CONTRACTORS	0	0	0	0	0	0	0.00%
101300002620	430	GENERAL REPAIRS TO BUILDIN	8,563	24,677	23,230	3,604	6,227	2,623	72.78%
101300002620	431	PAINTING	158	985	2,592	2,386	1,000	(1,386)	-58.09%
101300002620	432	BOILER REPAIR & MAINT	0	170	1,041	600	1,020	420	70.00%
101300002630	430	REPAIRS	0	922	417	500	500	0	0.00%
101300002640	430	NONINSTRUCTIONAL EQUIP RE	329	12	0	0	100	100	100.00%
101300002640	433	REPAIR & MAINT CONTRACTOR	1,000	983	2,190	2,311	2,669	359	15.52%
101300004200	450	SITE DEVELOPMENT	0	0	0	0	0	0	0.00%
109000002620	430	HILLS HOUSE REPAIRS	2,787	4,324	16,166	13,390	13,390	0	0.00%
Contracted Services			\$ 452,645	\$ 462,013	\$ 508,920	\$ 500,784	\$ 577,292	\$ 76,509	15.28%
Grand Total			\$ 452,645	\$ 462,013	\$ 508,920	\$ 500,784	\$ 577,292	\$ 76,509	15.28%

General Fund: **\$577,292**

Federal Funds: **\$0**

Food Service: **\$0**

Vocational Funds: **\$0**

Alvirne Trustees

\$0

Kimball Webster: Facilities Contracted Services - Line Item Detail

Data Date: 11/13/2006

Print Time: 7:20:52PM

		FY 2006 Actuals	FY 2007 Revised	Request Amount	Unit Cost	Request Qty	FY 2008 Total	% Change	Dollar Difference
Accounts for: GENERAL FUND									
2610	CUSTODIAL								
10002610	CUSTODIAL								
430	REPAIRS								
	430 REPAIRS Totals:	<u>0</u>	<u>0</u>						
10132610	CUSTODIAL								
430	MAINTENANCE CONTRACTORS								
	430 REPAIRS Totals:	<u>0</u>	<u>0</u>						
2620	BUILDING SERVICES								
10002620	BUILDING SERVICES								
330	ARAMARK CONTRACT								
	ARAMARK CONTRACT			369971.00	369,971.00	1	369,971.00		
	330 PROFESSIONAL SERVICES Totals:	<u>342,084</u>	<u>352,353</u>	<u>369,971</u>			<u>369,971</u>	5.00	17,618
430	REPAIRS								
	430 REPAIRS Totals:	<u>0</u>	<u>0</u>						
521	PROPERTY/LIABILITY INS								
	PROPERTY INSURANCE			174775.00	174,775.00	1	174,775.00		
	521 INSURANCE/PROPERTY Totals:	<u>113,516</u>	<u>120,000</u>	<u>174,775</u>			<u>174,775</u>	45.65	54,775
10132620	BUILDING SERVICES								
430	GENERAL REPAIRS TO BUILDING								
	1. PER 1,000 SQUARE FOOT COST - \$.30 PER FOOT @ 19,278			5783.00	5,783.00	1	5,783.00		
	2. CEILING TILES 2 X 4 (5 CASES @ \$22.40) 2 X 2 (5 CASES @ \$ 22.40)			224.00	224.00	1	224.00		
	3. FILTERS FOR PREVENTIVE MAINTENANCE			220.00	220.00	1	220.00		
	430 REPAIRS Totals:	<u>23,230</u>	<u>3,604</u>	<u>6,227</u>			<u>6,227</u>	72.78	2,623
431	PAINTING								
	1. PAINTING - HALLWAYS			1000.00	1,000.00	1	1,000.00		
	431 PAINTING Totals:	<u>2,592</u>	<u>2,386</u>	<u>1,000</u>			<u>1,000</u>	-58.09	(1,386)
432	BOILER REPAIR & MAINT								
	1. BOILER AND REPAIR MAINTENANCE			500.00	500.00	1	500.00		
	2. BOILER INSPECTION/CERTIFICATES (2)			100.00	100.00	1	100.00		
	3. BOILER CLEANING			420.00	420.00	1	420.00		
	432 BOILER REPAIR & MAINT Totals:	<u>1,041</u>	<u>600</u>	<u>1,020</u>			<u>1,020</u>	70.00	420
10902620	BUILDING SERVICES								
430	HILLS HOUSE REPAIRS								
	1. MISCELLANEOUS REPAIRS			12500.00	12,500.00	1	12,500.00		
	2. PEST CONTROL SERVICE			890.00	890.00	1	890.00		

10902620	BUILDING SERVICES									
		430 REPAIRS Totals:	16,166	13,390	13,390		13,390	0.00	0	
2630	GROUNDS									
10002630	BUILDING SERVICES									
430	GROUNDS NONINSTRUCTIONAL EQUIP									
	1. GENERAL REPAIR OF NON-INSTRUCTIONAL GROUNDS EQUIPMENT				5000.00	5,000.00	1	5,000.00		
	2. TRUCK RENTAL FOR FURNITURE PICK UP				140.00	140.00	1	140.00		
	430 REPAIRS Totals:	7,185	4,140	5,140				5,140	24.15	1,000
10132630	WEBSTER BLDG GROUNDS									
430	REPAIRS									
	1. GROUNDS MAINTENANCE FOR SEASONAL				500.00	500.00	1	500.00		
	430 REPAIRS Totals:	417	500	500				500	0.00	0
2640	NONINSTRUCTIONAL EQUIPMENT									
10002640	NONINSTRUCTIONAL EQUIP									
430	REPAIRS									
	1. TRUCK REPAIRS (2)				2000.00	2,000.00	1	2,000.00		
	430 REPAIRS Totals:	0	1,000	2,000				2,000	100.00	1,000
10132640	NONINSTRUCT EQUIP									
430	NONINSTRUCTIONAL EQUIP REPAIR									
	1. CLEANING EQUIPMENT REPAIR				100.00	100.00	1	100.00		
	430 REPAIRS Totals:	0	0	100				100	100.00	100
433	REPAIR & MAINT CONTRACTORS									
	1. PEST CONTROL: SENTRICON SERVICE, GROUNDS SERVICE, INSPECTION				850.00	850.00	1	850.00		
	2. CHAIR LIFT SERVICE AND INSPECTION INCLUDING STATE FEE (1 LIFT)				380.00	380.00	1	380.00		
	3. SECURITY ALARM MONITORING				219.00	219.00	1	219.00		
	4. FIRE/BURGLAR ALARM TEST, FIRE EXTINGUISHERS, SPRINGLER SYSTEM				870.00	870.00	1	870.00		
	5. LINE STRIPING IN PARKING LOT				350.00	350.00	1	350.00		
	433 CONTRACTOR REPAIR & MAINT Totals:	2,190	2,311	2,669				2,669	15.52	359
4200	SITE IMPROVEMENTS									
10004200	SITE IMPROVEMENTS									
450	SITE DEVELOPMENT									
	450 SITE DEVELOPMENT Totals:	0	0							
10134200	SITE IMPROVEMENTS									
450	SITE DEVELOPMENT									
	450 SITE DEVELOPMENT Totals:	0	0							
4300	ARCHITECT & ENG PLANS									
10004300	ARCHITECH & ENG									
330	LAND APPRAISAL									
	330 PROFESSIONAL SERVICES Totals:	0	0							
5100	DEBT SERVICES									
10005100	DEBT SERVICES									

10005100	DEBT SERVICES								
330	BOND REGISTRATION								
	BOND FEES			500.00	500.00	1	500.00		
	330 PROFESSIONAL SERVICES Totals:	500	500	500			500	0.00	0
	Fund 10 Totals:	508,920	500,784	577,292			577,292	15.28	76,509

	Grand Total:	\$508,920	\$500,784	\$577,292			\$577,292	15.28	\$76,509

Kimball Webster: Facilities - Educational Resources

Kimball Webster: Facilities - Furniture

Kimball Webster: Facilities - Furniture - Object Report

		2004 Actual Expenditures	2005 Actual Expenditures	2006 Actual Expenditures	2007 Revised Budget	2008 S/Board Budget	Dollar Budget Change	% of Budget Change	
Data Date: 11/13/2006									
Print Time: 7:20:52PM									
101300002620	737 FURNITURE REPLACEMENT	2,730	0	0	0	0	0	0.00%	
Furniture		\$ 2,730	\$ 0	\$ 0	\$ 0	\$ 0	\$ 0	0.00%	
	Grand Total	\$ 2,730	\$ 0	\$ 0	\$ 0	\$ 0	\$ 0	0.00%	
General Fund: \$0		Federal Funds: \$0		Food Service: \$0		Vocational Funds: \$0		Alvirne Trustees	\$0

Kimball Webster: Facilities Furniture - Line Item Detail

		FY 2006 Actuals	FY 2007 Revised	Request Amount	Unit Cost	Request Qty	FY 2008 Total	% Change	Dollar Difference
Accounts for: GENERAL FUND									
2620	BUILDING SERVICES								
10132620	BUILDING SERVICES								
737	FURNITURE REPLACEMENT								
	737 FURNITURE-REPLACEMENT Totals:	0	0						
	Fund 10 Totals:	0	0						
	Grand Total:	\$0	\$0						

Kimball Webster: Facilities - Professional Development

As part of the facilities department's efforts to meet the School Board goal of having appropriate facilities, staff will attend training in the following areas:

- Asbestos
- Indoor Air Quality
- Ongoing HVAC and electrical work-related courses

Kimball Webster: Facilities - Professional Development - Object Report

Data Date: 11/13/2006
 Print Time: 7:20:52PM

	2004 Actual Expenditures	2005 Actual Expenditures	2006 Actual Expenditures	2007 Revised Budget	2008 S/Board Budget	Dollar Budget Change	% of Budget Change
100000002610 320 WORKSHOPS	0	595	0	1,220	2,770	1,550	127.05%
Professional Development	\$ 0	\$ 595	\$ 0	\$ 1,220	\$ 2,770	\$ 1,550	127.05%
Grand Total	\$ 0	\$ 595	\$ 0	\$ 1,220	\$ 2,770	\$ 1,550	127.05%
<hr/>							
General Fund: \$2,770	Federal Funds: \$0	Food Service: \$0	Vocational Funds: \$0	Alvirne Trustees			\$0

Kimball Webster: Facilities Professional Development - Line Item Detail

Data Date: 11/13/2006

Print Time: 7:20:52PM

		FY 2006 Actuals	FY 2007 Revised	Request Amount	Unit Cost	Request Qty	FY 2008 Total	% Change	Dollar Difference
Accounts for: GENERAL FUND									
2610	CUSTODIAL								
10002610	CUSTODIAL								
320	WORKSHOPS								
	1. ASBESTOS TRAINING INCLUDING TRAVEL			1030.00	1,030.00	1	1,030.00		
	2. AIR QUALITY TRAINING			540.00	540.00	1	540.00		
	3. HVAC TRAINING - RENEWAL			100.00	100.00	1	100.00		
	4. ONGOING TRAINING FOR HVAC AND ELECTRICIAN			1000.00	1,000.00	1	1,000.00		
	5. ELECTRICAL RENEWAL ASSOCIATION DUES			100.00	100.00	1	100.00		
	320 WORKSHOPS Totals:	0	1,220	2,770			2,770	127.05	1,550
	Fund 10 Totals:	0	1,220	2,770			2,770	127.05	1,550
	Grand Total:	\$0	\$1,220	\$2,770			\$2,770	127.05	\$1,550

Kimball Webster: Facilities - Equipment

The facilities staff is in need of a new truck with a lift to better serve the District. The new vehicle will be used primarily by fields/grounds staff, but will be made available to the CTEC when needed. The current vehicle has limited use during the winter when the sander is on.

In addition, we need to purchase a new sander. Our current sander is wearing out, and will need to be replaced.

Kimball Webster: Facilities - Equipment - Object Report

Data Date: 11/13/2006
 Print Time: 7:20:52PM

			2004 Actual Expenditures	2005 Actual Expenditures	2006 Actual Expenditures	2007 Revised Budget	2008 S/Board Budget	Dollar Budget Change	% of Budget Change
100000002610	734	EQUIPMENT-ADDITIONAL	0	0	153	358	0	(358)	-100.00%
100000002610	738	EQUIPMENT-REPLACEMENT	0	0	0	0	0	0	0.00%
100000002620	734	EQUIPMENT ADDITIONAL	0	0	0	0	0	0	0.00%
100000002630	734	EQUIPMENT ADDITIONAL	0	0	100	0	0	0	0.00%
100000002630	738	EQUIPMENT REPLACEMENT	0	9,989	4,994	0	0	0	0.00%
100000002640	732	VEHICLE-NEW	0	0	0	0	29,353	29,353	100.00%
100000002640	738	EQUIPMENT-REPLACEMENT	0	0	0	0	7,850	7,850	100.00%
101300002620	738	EQUIPMENT REPLACEMENT	0	0	0	0	0	0	0.00%
101300002640	738	EQUIPMENT-REPLACEMENT	0	0	0	0	0	0	0.00%
101300004600	738	EQUIPMENT REPLACEMENT	8,375	39,910	0	0	0	0	0.00%
Equipment			\$ 8,375	\$ 49,899	\$ 5,247	\$ 358	\$ 7,850	\$ 36,845	10,291.90%
Grand Total			\$ 8,375	\$ 49,899	\$ 5,247	\$ 358	\$ 7,850	\$ 36,845	10,291.90%

General Fund: **\$37,203**

Federal Funds: **\$0**

Food Service: **\$0**

Vocational Funds: **\$0**

Alvirne Trustees

\$0

Kimball Webster: Facilities Equipment - Line Item Detail

Data Date: 11/13/2006

Print Time: 7:20:52PM

		FY 2006 Actuals	FY 2007 Revised	Request Amount	Unit Cost	Request Qty	FY 2008 Total	% Change	Dollar Difference
Accounts for: GENERAL FUND									
2610	CUSTODIAL								
10002610	CUSTODIAL								
734	EQUIPMENT-ADDITIONAL			0.00	0.00	0	0.00		
	734 EQUIPMENT-ADDITIONAL Totals:	153	358	0			0	-100.00	(358)
738	EQUIPMENT-REPLACEMENT								
	738 EQUIPMENT-REPLACEMENT Totals:	0	0						
2620	BUILDING SERVICES								
10002620	BUILDING SERVICES								
734	EQUIPMENT ADDITIONAL								
	734 EQUIPMENT-ADDITIONAL Totals:	0	0						
10132620	BUILDING SERVICES								
738	EQUIPMENT REPLACEMENT								
	738 EQUIPMENT-REPLACEMENT Totals:	0	0						
2630	GROUNDS								
10002630	BUILDING SERVICES								
734	EQUIPMENT ADDITIONAL								
	734 EQUIPMENT-ADDITIONAL Totals:	100	0						
738	EQUIPMENT REPLACEMENT								
	738 EQUIPMENT-REPLACEMENT Totals:	4,994	0						
2640	NONINSTRUCTIONAL EQUIPMENT								
10002640	NONINSTRUCTIONAL EQUIP								
732	VEHICLE-NEW GROUNDS 4 WD TRUCK			29353.00	29,353.00	1	29,353.00		
	732 VEHICLE-NEW Totals:	0	0	29,353			29,353	100.00	29,353
738	EQUIPMENT-REPLACEMENT								
	1. ATHLETIC FIELD MARKER			1500.00	1,500.00	1	1,500.00		
	2. SANDER			6350.00	6,350.00	1	6,350.00		
	738 EQUIPMENT-REPLACEMENT Totals:	0	0	7,850			7,850	100.00	7,850
10132640	NONINSTRUCT EQUIP								
738	EQUIPMENT-REPLACEMENT								
	738 EQUIPMENT-REPLACEMENT Totals:	0	0						
4600	BUILDING IMPROVEMENT								

10134600	BUILDING IMPROVEMENT							
738	EQUIPMENT REPLACEMENT							
	738 EQUIPMENT-REPLACEMENT Totals:	<u>0</u>	<u>0</u>					
	Fund 10 Totals:	<u>5,247</u>	<u>358</u>	<u>37,203</u>		<u>37,203</u>	<u>10,291.90</u>	<u>36,845</u>

	Grand Total:	<u>\$5,247</u>	<u>\$358</u>	<u>\$37,203</u>		<u>\$37,203</u>	<u>10,291.90</u>	<u>\$36,845</u>

Kimball Webster: Facilities - Utilities

This line item increase reflects the adjustment for fuel cost increase. The fuel is used for facility vehicle as well as miscellaneous fuel costs for mowers, snowblowers, etc.

The water and sewer costs are based on actual expenses from FY2006. Gas and electric budgets are based on actual FY2006 expenditures. Electric shows a significant decrease while natural gas is showing an increase due to an anticipated underfunding for the FY 2007 school year.

Kimball Webster: Facilities - Utilities - Object Report

Data Date: 11/13/2006
 Print Time: 7:20:52PM

			2004 Actual Expenditures	2005 Actual Expenditures	2006 Actual Expenditures	2007 Revised Budget	2008 S/Board Budget	Dollar Budget Change	% of Budget Change
100000002640	626	FUEL / FACILITIES	0	0	3,093	1,000	3,500	2,500	250.00%
101300002620	411	UTILITIES WATER	1,534	1,520	1,696	1,290	1,700	410	31.78%
101300002620	412	UTILITIES SEWER	344	382	377	385	385	0	0.00%
101300002620	421	DISPOSAL SERVICES	0	0	0	0	0	0	0.00%
101300002620	621	UTILITIES NATURAL GAS	8,378	8,344	8,342	9,519	11,145	1,626	17.08%
101300002620	622	UTILITIES ELECTRIC	21,946	19,594	23,746	32,288	27,308	(4,980)	-15.42%
Utilities			\$ 32,202	\$ 29,840	\$ 37,254	\$ 44,482	\$ 44,038	\$(444)	-1.00%
Grand Total			\$ 32,202	\$ 29,840	\$ 37,254	\$ 44,482	\$ 44,038	\$(444)	-1.00%

General Fund: **\$44,038** Federal Funds: **\$0** Food Service: **\$0** Vocational Funds: **\$0** Alvirne Trustees **\$0**

Kimball Webster: Facilities Utilities - Line Item Detail

Data Date: 11/13/2006

Print Time: 7:20:52PM

		FY 2006 Actuals	FY 2007 Revised	Request Amount	Unit Cost	Request Qty	FY 2008 Total	% Change	Dollar Difference
Accounts for: GENERAL FUND									
2620	BUILDING SERVICES								
10132620	BUILDING SERVICES								
411	UTILITIES WATER								
	WATER USAGE			1700.00	1,700.00	1	1,700.00		
	411 UTILITIES-WATER Totals:	1,696	1,290	1,700			1,700	31.78	410
412	UTILITIES SEWER								
	SEWER CHARGES			385.00	385.00	1	385.00		
	412 UTILITIES-SEWER Totals:	377	385	385			385	0.00	0
421	DISPOSAL SERVICES								
				0.00	0.00	0	0.00		
	421 UTILITIES-DISPOSAL Totals:	0	0	0			0	0.00	0
621	UTILITIES NATURAL GAS								
	NATURAL GAS			11145.00	11,145.00	1	11,145.00		
	621 UTILITIES-NATURAL GAS Totals:	8,342	9,519	11,145			11,145	17.08	1,626
622	UTILITIES ELECTRIC								
	ELECTRICITY			27308.00	27,308.00	1	27,308.00		
	622 UTILITIES-ELECTRIC Totals:	23,746	32,288	27,308			27,308	-15.42	(4,980)
2640	NONINSTRUCTIONAL EQUIPMENT								
10002640	NONINSTRUCTIONAL EQUIP								
626	FUEL / FACILITIES								
	FUEL FOR FACILITIES EQUIPMENT			3500.00	3,500.00	1	3,500.00		
	626 FUEL Totals:	3,093	1,000	3,500			3,500	250.00	2,500
	Fund 10 Totals:	37,254	44,482	44,038			44,038	-1.00	(444)
	Grand Total:	\$37,254	\$44,482	\$44,038			\$44,038	-1.00	\$-444

Alvirne High School: Facilities - Narrative

The 8.5 F.T.E.custodial staff supports the School Board's strategic plan goal of operating environmentally efficient schools in which students learn. The facilities staff will continue to address the goal that all children and staff will attend schools that are safe, up-to-date, and appropriate facilities. Work will continue on Indoor Air Quality issues. Work will be completed by the District's electrician and HVAC technician as well as through contracted services.

Alvirne High School: *Facilities - Function Report*

Data Date: 11/13/2006
 Print Time: 7:20:52PM

	2004 Actual Expenditures	2005 Actual Expenditures	2006 Actual Expenditures	2007 Revised Budget	2008 S/Board Budget	Dollar Budget Change	% of Budget Change
Salaries	347,308	355,813	382,040	309,231	322,352	13,122	4.24%
Benefits	119,202	130,978	149,099	143,850	150,284	6,434	4.47%
Supplies	31,453	26,674	42,461	15,802	17,101	1,299	8.22%
Contracted Services	133,392	211,303	349,078	175,218	142,242	(32,976)	-18.82%
Furniture	0	0	0	0	0	0	0.00%
Equipment	0	0	3,226	0	0	0	0.00%
Utilities	397,030	418,487	437,599	510,518	590,562	80,044	15.68%
Grand Total	\$ 1,028,385	\$ 1,143,255	\$ 1,363,502	\$ 1,154,618	\$ 1,222,541	\$ 67,922	5.88%

General Fund: **\$1,222,541** Federal Funds: **\$0** Food Service: **\$0** Vocational Funds: **\$0** Alvirne Trustees **\$0**

Alvirne High School: Facilities - Salaries & Benefits

The custodial staff at AHS continues to have no turnover, which allows experienced staff to have full knowledge of their respective areas of responsibility.

The 8.5 F.T.E. custodial staff at the school consists of:

- 1 head custodian
- 6 full time custodians
- 3 half time custodians

Salary Schedule - Facilities School Wide

Employee Information			SALARY	Benefits							Salary & Benefits
Name	Organizational Code	FUNC		Social Security	NHRS	LIFE	LTD	HEALTH	DENTAL	Total Benefits	
LANE, MATTHEW	110-10352610	2610	3,975	304	0	0	0	0	0	304	4,279
CADY, LEON	110-10352610	2610	33,862	2,590	2,960	50	119	15,290	1,821	22,830	56,692
GODDARD, RAY	110-10352610	2610	33,862	2,590	2,960	50	119	11,624	1,391	18,733	52,596
HOGLE, DANIEL	110-10352610	2610	33,862	2,590	2,960	50	119	15,290	1,821	22,830	56,692
JOKI, DAVID	110-10352610	2610	33,862	2,590	2,960	50	119	11,624	1,391	18,733	52,596
MICHAUD, GERALD	110-10352610	2610	46,093	3,526	4,029	50	161	15,290	1,821	24,877	70,970
WILCOX, JOHN	110-10352610	2610	33,862	2,590	2,960	50	119	15,290	1,821	22,830	56,692
DESROCHERS, ALFRED	110-10352610	2610	32,760	2,506	2,863	50	115	5,827	696	12,057	44,817
CUSTODIAL, OVERTIME	130-10352610	2610	19,344	1,480	1,691	0	0	0	0	3,170	22,514
CONRAD, ANDREW	110-10352610	2610	3,975	304	0	0	0	0	0	304	4,279
BOUCHER, VICTOR	110-10352610	2610	16,931	1,295	0	0	0	0	0	1,295	18,226
GASS, JAMES	110-10352610	2610	13,026	996	0	0	0	0	0	996	14,022
SMITH, MARK	110-10352610	2610	16,931	1,295	0	0	0	0	0	1,295	18,226
			322,347	24,660	23,380	353	869	90,233	10,763	150,256.54	472,603

Alvirne High School: Facilities - Salaries & Benefits - Object Report

			2004 Actual Expenditures	2005 Actual Expenditures	2006 Actual Expenditures	2007 Revised Budget	2008 S/Board Budget	Dollar Budget Change	% of Budget Change					
Data Date: 11/13/2006														
Print Time: 7:20:52PM														
103500002610	110	CUSTODIAL SALARY	259,850	259,706	278,550	290,631	303,008	12,378	4.26%					
103500002610	130	CUSTODIAL OVERTIME	13,324	18,604	22,121	18,600	19,344	744	4.00%					
236000002610	118	MANAGERS SALARIES	65,671	66,784	66,784	0	0	0	0.00%					
236000002620	110	REGULAR SALARIES	0	0	0	0	0	0	0.00%					
236000002620	120	SUBSTITUTE SALARIES	8,463	3,300	14,585	0	0	0	0.00%					
236000002620	125	SUMMER HELP	0	7,420	0	0	0	0	0.00%					
Salaries			\$ 347,308	\$ 355,813	\$ 382,040	\$ 309,231	\$ 322,352	\$ 13,122	4.24%					
103500002610	211	HEALTH INSURANCE	55,494	63,921	73,106	91,619	90,235	(1,384)	-1.51%					
103500002610	212	DENTAL INSURANCE	6,570	7,639	8,666	10,934	10,766	(168)	-1.53%					
103500002610	213	LIFE INSURANCE	300	314	330	420	357	(63)	-15.00%					
103500002610	214	DISABILITY INSURANCE	825	819	805	837	872	35	4.16%					
103500002610	220	SOCIAL SECURITY	21,177	21,395	22,992	23,667	24,670	1,003	4.24%					
103500002610	231	NON-TEACHER RETIREMENT	13,520	13,862	17,090	16,373	23,384	7,011	42.82%					
103500002610	232	TEACHER RETIREMENT	0	0	0	0	0	0	0.00%					
103500002610	250	UNEMPLOYMENT	0	0	0	0	0	0	0.00%					
236000002610	211	HEALTH INSURANCE	11,854	14,267	16,343	0	0	0	0.00%					
236000002610	212	DENTAL INSURANCE	1,304	1,374	1,412	0	0	0	0.00%					
236000002610	213	LIFE INSURANCE	47	47	47	0	0	0	0.00%					
236000002610	220	SOCIAL SECURITY	4,912	4,757	4,732	0	0	0	0.00%					
236000002610	231	NON-TEACHER RETIREMENT	1,480	0	0	0	0	0	0.00%					
236000002610	232	TEACHER RETIREMENT	1,071	1,764	2,472	0	0	0	0.00%					
236000002620	211	HEALTH INSURANCE	0	0	0	0	0	0	0.00%					
236000002620	212	DENTAL INSURANCE	0	0	0	0	0	0	0.00%					
236000002620	213	LIFE INSURANCE	0	0	0	0	0	0	0.00%					
236000002620	220	SOCIAL SECURITY	647	820	1,104	0	0	0	0.00%					
236000002620	231	NON-TEACHER RETIREMENT	0	0	0	0	0	0	0.00%					
Benefits			\$ 119,202	\$ 130,978	\$ 149,099	\$ 143,850	\$ 150,284	\$ 6,434	4.47%					
Grand Total			\$ 466,510	\$ 486,791	\$ 531,139	\$ 453,080	\$ 472,636	\$ 19,556	4.32%					
General Fund: \$472,636			Federal Funds: \$0			Food Service: \$0			Vocational Funds: \$0			Alvirne Trustees: \$0		

Alvirne High School: Facilities - Supplies

The general custodial supply account is increased due to a price increase from our main supplier of paper products, Central Paper. The price increase is estimated to be 8%. The major portion of the supplies line item is for toilet paper, paper towels and trash liners. Chemicals used as part of the cleaning is included as part of the Aramark contract. The FY2007 budget was actually lower than expenditures in FY2006.

Alvirne High School: Facilities - Supplies - Object Report

		2004 Actual Expenditures	2005 Actual Expenditures	2006 Actual Expenditures	2007 Revised Budget	2008 S/Board Budget	Dollar Budget Change	% of Budget Change	
Data Date: 11/13/2006									
Print Time: 7:20:52PM									
103500002610	610	CUSTODIAL SUPPLIES	13,738	15,248	16,367	15,802	17,101	1,299	8.22%
103500002640	610	GROUND SUPPLIES	3,445	3,573	10,645	0	0	0	0.00%
236000002620	610	SUPPLIES	11,971	7,853	13,648	0	0	0	0.00%
236000002620	890	MISCELLANEOUS	2,300	0	1,800	0	0	0	0.00%
Supplies			\$ 31,453	\$ 26,674	\$ 42,461	\$ 15,802	\$ 17,101	\$ 1,299	8.22%
Grand Total			\$ 31,453	\$ 26,674	\$ 42,461	\$ 15,802	\$ 17,101	\$ 1,299	8.22%
General Fund: \$17,101		Federal Funds: \$0	Food Service: \$0	Vocational Funds: \$0	Alvirne Trustees	\$0			

Alvirne High School: Facilities Supplies - Line Item Detail

Data Date: 11/13/2006

Print Time: 7:20:52PM

		FY 2006 Actuals	FY 2007 Revised	Request Amount	Unit Cost	Request Qty	FY 2008 Total	% Change	Dollar Difference
Accounts for: GENERAL FUND									
2610	CUSTODIAL								
10352610	CUSTODIAL								
610	CUSTODIAL SUPPLIES								
	1. CUSTODIAL SUPPLIES								
	610 SUPPLIES Totals:	<u>16,367</u>	<u>15,802</u>	<u>17,101</u>	17,101.00	1	<u>17,101.00</u>	8.22	1,299
2640	NONINSTRUCTIONAL EQUIPMENT								
10352640	NONINSTRUCT EQUIP								
610	GROUND SUPPLIES								
	610 SUPPLIES Totals:	<u>10,645</u>	<u>0</u>						
	Fund 10 Totals:	<u>27,012</u>	<u>15,802</u>	<u>17,101</u>			<u>17,101</u>	8.22	1,299
Accounts for: ALVIRNE FARM									
2620	BUILDING SERVICES								
23602620	ALVIRNE FARM								
610	SUPPLIES								
	610 SUPPLIES Totals:	<u>13,648</u>	<u>0</u>						
890	MISCELLANEOUS								
	890 MISCELLANEOUS Totals:	<u>1,800</u>	<u>0</u>						
	Fund 23 Totals:	<u>15,448</u>	<u>0</u>						
	Grand Total:	<u>\$42,461</u>	<u>\$15,802</u>	<u>\$17,101</u>			<u>\$17,101</u>	8.22	\$1,299

Alvirne High School: Facilities - Contracted Services

The major repairs scheduled for the building are:

- final year of locker replacements (432 openings)
- re-roofing of the farm house
- installation of steel treads on exterior stairs

As part of the goal of running an effective and efficient HVAC system, the District will contract for boiler cleaning as well as repair and maintenance. We project that the maintenance contract will be both more cost effective and serve to ensure proper functioning of the boilers at both the high school and at the CTE.

Alvirne High School: Facilities - Contracted Services - Object Report

			2004 Actual Expenditures	2005 Actual Expenditures	2006 Actual Expenditures	2007 Revised Budget	2008 S/Board Budget	Dollar Budget Change	% of Budget Change
Data Date: 11/13/2006									
Print Time: 7:20:52PM									
103500002610	430	MAINTENANCE CONTRACTORS	0	0	0	0	0	0	0.00%
723500002620	430	REPAIRS	1,364	0	22,000	0	0	0	0.00%
103500002620	430	GENERAL REPAIRS TO BUILDIN	89,230	157,856	200,753	131,617	93,905	(37,712)	-28.65%
103500002620	431	PAINTING	5,206	1,106	2,272	3,500	3,500	0	0.00%
103500002620	432	BOILER REPAIR & MAINT	9,563	4,399	100,223	12,530	15,516	2,986	23.83%
103500002630	430	GROUNDS REPAIR/MAINT CON	4,765	14,528	12,250	14,785	16,648	1,863	12.60%
103500002640	430	NONINSTRUCTIONAL EQUIP RE	9,632	11,672	1,049	0	1,000	1,000	100.00%
103500002640	433	REPAIR & MAINT CONTRACTOR	1,467	11,279	9,756	12,786	11,673	(1,113)	-8.70%
103500002640	460	INSPECTIONS	0	0	0	0	0	0	0.00%
723500004200	330	PERFORMING ARTS	0	0	0	0	0	0	0.00%
103500004200	450	SITE DEVELOPMENT	0	0	0	0	0	0	0.00%
723500004200	450	LANDSCAPE IMPROVEMENTS	0	0	0	0	0	0	0.00%
103500004600	450	BUILDINGS	0	0	0	0	0	0	0.00%
236000002620	430	REPAIR & MAINT SVCS	12,164	10,462	775	0	0	0	0.00%
Contracted Services			\$ 133,392	\$ 211,303	\$ 349,078	\$ 175,218	\$ 145,131	\$(32,976)	-18.82%
Grand Total			\$ 133,392	\$ 211,303	\$ 349,078	\$ 175,218	\$ 145,131	\$(32,976)	-18.82%

General Fund: **\$142,242**

Federal Funds: **\$0**

Food Service: **\$0**

Vocational Funds: **\$0**

Alvirne Trustees

\$0

Alvirne High School: Facilities Contracted Services - Line Item Detail

Data Date: 11/13/2006

Print Time: 7:20:52PM

		FY 2006 Actuals	FY 2007 Revised	Request Amount	Unit Cost	Request Qty	FY 2008 Total	% Change	Dollar Difference
Accounts for: GENERAL FUND									
2610	CUSTODIAL								
10352610	CUSTODIAL								
430	MAINTENANCE CONTRACTORS								
	430 REPAIRS Totals:	<u>0</u>	<u>0</u>						
2620	BUILDING SERVICES								
10352620	BUILDING SERVICES								
430	GENERAL REPAIRS TO BUILDING								
	1. PER 1,000 SQUARE FOOT COST - \$.21			44110.00	44,110.00	1	44,110.00		
	2. CEILING TILES - 2 X 4 (20 CASES @			672.00	672.00	1	672.00		
	3. FILTERS FOR PREVENTIVE MAINT.			600.00	600.00	1	600.00		
	4. DOUBLE TIER LOCKERS (432 OPENINGS)			43523.00	43,523.00	1	43,523.00		
	6. STEEL TREAD INSTALL - 3 STAIRWELLS			5000.00	5,000.00	1	5,000.00		
	430 REPAIRS Totals:	<u>200,753</u>	<u>131,617</u>	<u>93,905</u>			<u>93,905</u>	-28.65	(37,712)
431	PAINTING								
	PAINTING - VARIOUS CLASSROOMS AND HALL WAYS			3500.00	3,500.00	1	3,500.00		
	431 PAINTING Totals:	<u>2,272</u>	<u>3,500</u>	<u>3,500</u>			<u>3,500</u>	0.00	0
432	BOILER REPAIR & MAINT								
	1. BOILER REPAIR AND MAINTENANCE			7680.00	7,680.00	1	7,680.00		
	2. BOILER INSPECTION/CERTIFICATES (9)			450.00	450.00	1	450.00		
	3. BOILER CLEANING -MAIN BUILDING & CTE			6186.00	6,186.00	1	6,186.00		
	4. HEATING SYSTEM TREATMENT			1200.00	1,200.00	1	1,200.00		
	432 BOILER REPAIR & MAINT Totals:	<u>100,223</u>	<u>12,530</u>	<u>15,516</u>			<u>15,516</u>	23.83	2,986
2630	GROUNDS								
10352630	GROUNDS								
430	GROUNDS REPAIR/MAINT CONTR								
	1. PAINTING OF LINES FOR GAMES			4700.00	4,700.00	1	4,700.00		
	2. IRRIGATION START UP			525.00	525.00	1	525.00		
	3. WINTERIZE LAWN SPRINKLER SYSTEM			407.00	407.00	1	407.00		
	4. GROUNDS MAINTENANCE FOR			8625.00	8,625.00	1	8,625.00		
	5. FOOTBALL FIELD GRUB CONTROL			591.00	591.00	1	591.00		
	6. SPRINKLER SYSTEM REPAIR (10 HEADS)			1800.00	1,800.00	1	1,800.00		
	430 REPAIRS Totals:	<u>12,250</u>	<u>14,785</u>	<u>16,648</u>			<u>16,648</u>	12.60	1,863
2640	NONINSTRUCTIONAL EQUIPMENT								
10352640	NONINSTRUCT EQUIP								
430	NONINSTRUCTIONAL EQUIP REPAIR								
	1. CLEANING EQUIPMENT REPAIR			1000.00	1,000.00	1	1,000.00		

10352640	NONINSTRUCT EQUIP								
		430 REPAIRS Totals:	1,049	0	1,000		1,000	100.00	1,000
433	REPAIR & MAINT CONTRACTORS								
	1. PEST CONTROL: SENTRICON SERVICE,				2700.00	2,700.00	1	2,700.00	
	2. ELEVATOR SERVICE AND INSPECTION				2062.00	2,062.00	1	2,062.00	
	3. CLOCK/TIMER CONTRACT				394.00	394.00	1	394.00	
	4. SECURITY ALARM MONITORING				438.00	438.00	1	438.00	
	5. FIRE/BURGLAR ALARM TEST, FIRE				5119.00	5,119.00	1	5,119.00	
	6. KITCHEN EXHAUST CLEANING IN CAFE				960.00	960.00	1	960.00	
	433 CONTRACTOR REPAIR & MAINT Totals:		9,756	12,786	11,673		11,673	-8.70	(1,113)
460	INSPECTIONS								
	460 INSPECTIONS Totals:		0	0					
4200	SITE IMPROVEMENTS								
10354200	SITE IMPROVEMENTS								
450	SITE DEVELOPMENT								
	450 SITE DEVELOPMENT Totals:		0	0					
4600	BUILDING IMPROVEMENT								
10354600	BUILDING IMPROVEMENTS								
450	BUILDINGS								
	450 SITE DEVELOPMENT Totals:		0	0					
	Fund 10 Totals:		326,303	175,218	142,242		142,242	-18.82	(32,976)
Accounts for: ALVIRNE FARM									
2620	BUILDING SERVICES								
23602620	ALVIRNE FARM								
430	REPAIR & MAINT SVCS								
	430 REPAIRS Totals:		775	0					
	Fund 23 Totals:		775	0					
Accounts for: ALVIRNE TRUSTEES									
2620	BUILDING SERVICES								
72352620	ALVIRNE TRUSTEES								
430	REPAIRS								
	430 REPAIRS Totals:		22,000	0					
4200	SITE IMPROVEMENTS								
72354200	ALVIRNE TRUSTEES								
330	PERFORMING ARTS								
	330 PROFESSIONAL SERVICES Totals:		0	0					
450	LANDSCAPE IMPROVEMENTS								
	450 SITE DEVELOPMENT Totals:		0	0					
	Fund 72 Totals:		22,000	0					

Grand Total:	\$349,078	\$175,218	\$142,242	\$142,242	-18.82	\$-32,976
---------------------	------------------	------------------	------------------	------------------	---------------	------------------

Alvirne High School: Facilities - Furniture

Alvirne High School: Facilities - Furniture - Object Report

Data Date: 11/13/2006
 Print Time: 7:20:52PM

		2004 Actual Expenditures	2005 Actual Expenditures	2006 Actual Expenditures	2007 Revised Budget	2008 S/Board Budget	Dollar Budget Change	% of Budget Change
103500002610	733	FURNITURE ADDITIONAL	0	0	0	0	0	0.00%
103500002610	737	FURNITURE REPLACEMENT	0	0	0	0	0	0.00%
103500002620	737	FURNITURE-REPLACEMENT	0	0	0	0	0	0.00%
Furniture		\$ 0	\$ 0	\$ 0	\$ 0	\$ 0	\$ 0	0.00%
	Grand Total	\$ 0	\$ 0	\$ 0	\$ 0	\$ 0	\$ 0	0.00%
General Fund: \$0		Federal Funds: \$0		Food Service: \$0	Vocational Funds: \$0	Alvirne Trustees		\$0

Alvirne High School: Facilities Furniture - Line Item Detail

Data Date: 11/13/2006

Print Time: 7:20:52PM

		FY 2006 Actuals	FY 2007 Revised	Request Amount	Unit Cost	Request Qty	FY 2008 Total	% Change	Dollar Difference
Accounts for: GENERAL FUND									
2610	CUSTODIAL								
10352610	CUSTODIAL								
733	FURNITURE ADDITIONAL								
	733 FURNITURE-ADDITIONAL Totals:	0	0						
737	FURNITURE REPLACEMENT								
	737 FURNITURE-REPLACEMENT Totals:	0	0						
2620	BUILDING SERVICES								
10352620	BUILDING SERVICES								
737	FURNITURE-REPLACEMENT								
	737 FURNITURE-REPLACEMENT Totals:	0	0						
	Fund 10 Totals:	0	0						
	Grand Total:	\$0	\$0						

Alvirne High School: Facilities - Equipment

Alvirne High School: Facilities - Equipment - Object Report

Data Date: 11/13/2006
 Print Time: 7:20:52PM

			2004 Actual Expenditures	2005 Actual Expenditures	2006 Actual Expenditures	2007 Revised Budget	2008 S/Board Budget	Dollar Budget Change	% of Budget Change
103500002610	734	EQUIPMENT ADDITIONAL	0	0	0	0	0	0	0.00%
103500002610	738	EQUIPMENT REPLACEMENT	0	0	0	0	0	0	0.00%
103500002640	738	EQUIPMENT-REPLACEMENT	0	0	3,226	0	0	0	0.00%
103500004200	700	AHS RENOVATIONS	0	0	0	0	0	0	0.00%
236000002620	738	EQUIPMENT REPLACEMENT	0	0	0	0	0	0	0.00%
Equipment			\$ 0	\$ 0	\$ 3,226	\$ 0	\$ 0	\$ 0	0.00%
Grand Total			\$ 0	\$ 0	\$ 3,226	\$ 0	\$ 0	\$ 0	0.00%

General Fund: **\$0**

Federal Funds: **\$0**

Food Service: **\$0**

Vocational Funds: **\$0**

Alvirne Trustees

\$0

Alvirne High School: Facilities Equipment - Line Item Detail

Data Date: 11/13/2006

Print Time: 7:20:52PM

		FY 2006 Actuals	FY 2007 Revised	Request Amount	Unit Cost	Request Qty	FY 2008 Total	% Change	Dollar Difference
Accounts for: GENERAL FUND									
2610	CUSTODIAL								
10352610	CUSTODIAL								
734	EQUIPMENT ADDITIONAL								
	734 EQUIPMENT-ADDITIONAL Totals:	0	0						
738	EQUIPMENT REPLACEMENT								
	738 EQUIPMENT-REPLACEMENT Totals:	0	0						
2640	NONINSTRUCTIONAL EQUIPMENT								
10352640	NONINSTRUCT EQUIP								
738	EQUIPMENT-REPLACEMENT								
	738 EQUIPMENT-REPLACEMENT Totals:	3,226	0						
4200	SITE IMPROVEMENTS								
10354200	SITE IMPROVEMENTS								
700	AHS RENOVATIONS								
	700 RENOVATIONS Totals:	0	0						
	Fund 10 Totals:	3,226	0						
Accounts for: ALVIRNE FARM									
2620	BUILDING SERVICES								
23602620	ALVIRNE FARM								
738	EQUIPMENT REPLACEMENT								
	738 EQUIPMENT-REPLACEMENT Totals:	0	0						
	Fund 23 Totals:	0	0						
	Grand Total:	\$3,226	\$0						

Alvirne High School: Facilities - Utilities

In March of 2006, the gas company changed over the gas meter at AHS and in the process realized that the readings had been faulty for the preceding three months of December through February. As a result, the AHS gas expenditure for FY2006 was \$14,000 less than FY2005 while the HMS experienced a \$37,000 increase over the same period. We estimate the District was underbilled by \$60,000.

The impact of this is that the FY2007 gas projection was understated. The projection for FY2008 is based on what the FY2006 utilization should have been if properly metered. Thus, the increase for this school shows an increase while the total for all other schools is level funded from FY2007.

The electric budget is computed as follows:

FY2006 actual expenditure times 5% increase for
 FY2007 times 10% increase for FY2008.

According to the town offices, there is no anticipated rate increase for sewer or water use. The FY2008 budget is level funded from the actual expenditures from FY2006.

Alvirne High School: Facilities - Utilities - Object Report

			2004 Actual Expenditures	2005 Actual Expenditures	2006 Actual Expenditures	2007 Revised Budget	2008 S/Board Budget	Dollar Budget Change	% of Budget Change
Data Date: 11/13/2006									
Print Time: 7:20:52PM									
103500002620	411	UTILITIES WATER	13,560	14,031	14,408	15,875	14,408	(1,467)	-9.24%
103500002620	412	UTILITIES SEWER	4,480	5,026	4,762	5,000	4,762	(238)	-4.76%
103500002620	421	DISPOSAL SERVICES	27,428	29,646	25,271	33,416	26,156	(7,260)	-21.73%
103500002620	621	UTILITIES NATURAL GAS	140,917	142,596	128,156	213,134	241,712	28,578	13.41%
103500002620	622	UTILITIES ELECTRIC	208,331	224,984	263,934	243,093	303,524	60,431	24.86%
236000002620	651	NATURAL GAS	1,556	1,163	318	0	0	0	0.00%
236000002620	656	GASOLINE	386	1,040	0	0	0	0	0.00%
236000002620	658	DIESEL FUEL	373	0	750	0	0	0	0.00%
Utilities			\$ 397,030	\$ 418,487	\$ 437,599	\$ 510,518	\$ 590,562	\$ 80,044	15.68%
Grand Total			\$ 397,030	\$ 418,487	\$ 437,599	\$ 510,518	\$ 590,562	\$ 80,044	15.68%

General Fund: **\$590,562**

Federal Funds: **\$0**

Food Service: **\$0**

Vocational Funds: **\$0**

Alvirne Trustees

\$0

Alvirne High School: Facilities Utilities - Line Item Detail

Data Date: 11/13/2006

Print Time: 7:20:52PM

		FY 2006 Actuals	FY 2007 Revised	Request Amount	Unit Cost	Request Qty	FY 2008 Total	% Change	Dollar Difference
Accounts for: GENERAL FUND									
2620	BUILDING SERVICES								

10352620	BUILDING SERVICES								
411	UTILITIES WATER								
	WATER USAGE			14408.00	14,408.00	1	14,408.00		
	411 UTILITIES-WATER Totals:	14,408	15,875	14,408			14,408	-9.24	(1,467)
412	UTILITIES SEWER								
	SEWER CHARGES			4762.00	4,762.00	1	4,762.00		
	412 UTILITIES-SEWER Totals:	4,762	5,000	4,762			4,762	-4.76	(238)
421	DISPOSAL SERVICES								
	1. (1) 32 YARD COMP., (1) 10 CUBIC YARD COMP., (1) 4 CUBIC YARD COMPACT. W.			22740.00	22,740.00	1	22,740.00		
	2. YEARLY RENTAL FEE @ \$284.63 PER			3415.56	3,415.56	1	3,415.56		
	421 UTILITIES-DISPOSAL Totals:	25,271	33,416	26,156			26,156	-21.73	(7,260)
621	UTILITIES NATURAL GAS								
	NATURAL GAS			241712.00	241,712.00	1	241,712.00		
	621 UTILITIES-NATURAL GAS Totals:	128,156	213,134	241,712			241,712	13.41	28,578
622	UTILITIES ELECTRIC								
	ELECTRICITY			303524.00	303,524.00	1	303,524.00		
	622 UTILITIES-ELECTRIC Totals:	263,934	243,093	303,524			303,524	24.86	60,431
	Fund 10 Totals:	436,531	510,518	590,562			590,562	15.68	80,044
Accounts for: ALVIRNE FARM									
2620	BUILDING SERVICES								

23602620	ALVIRNE FARM								
651	NATURAL GAS								
	651 NATURAL GAS Totals:	318	0						
656	GASOLINE								
	656 GASOLINE Totals:	0	0						
658	DIESEL FUEL								
	658 DIESEL FUEL Totals:	750	0						
	Fund 23 Totals:	1,068	0						

	Grand Total:	\$437,599	\$510,518	\$590,562			\$590,562	15.68	\$80,044

Dr. H.O. Smith School: Facilities - Narrative

The 3 F.T.E.custodial staff supports the School Board's strategic plan goal of operating environmentally efficient schools in which students learn. The facilities staff will continue to address the goal that all children and staff will attend schools that are safe, up-to-date, and appropriate facilities. Work will be completed by the District's electrician and HVAV technician as well as through contracted services.

Dr. H.O. Smith School: *Facilities - Function Report*

Data Date: 11/13/2006
 Print Time: 7:20:52PM

	2004 Actual Expenditures	2005 Actual Expenditures	2006 Actual Expenditures	2007 Revised Budget	2008 S/Board Budget	Dollar Budget Change	% of Budget Change
Salaries	95,217	93,460	106,413	103,657	104,034	377	0.36%
Benefits	34,649	39,945	44,278	52,522	54,040	1,518	2.89%
Supplies	3,960	1,284	2,211	2,553	2,189	(364)	-14.24%
Contracted Services	16,536	43,037	62,507	28,028	23,371	(4,657)	-16.61%
Equipment	778	0	0	0	0	0	0.00%
Utilities	88,202	100,428	107,500	127,548	138,989	11,441	8.97%
Grand Total	\$ 239,341	\$ 278,153	\$ 322,909	\$ 314,308	\$ 322,623	\$ 8,316	2.65%

General Fund: **\$322,623** Federal Funds: **\$0** Food Service: **\$0** Vocational Funds: **\$0** Alvirne Trustees **\$0**

Dr. H.O. Smith School: Facilities - Salaries & Benefits

The custodial staff at H.O. Smith School has had minor turnover, which allows experienced staff to have full knowledge of their respective areas of responsibility.

The custodial staff at the school consists of:

- 3 full time custodians
- the head custodian at LSS is responsible
- for both LSS and H.O. Smith School

Salary Schedule - Facilities School Wide

Employee Information			SALARY	Benefits							Salary & Benefits
Name	Organizational Code	FUNC		Social Security	NHRS	LIFE	LTD	HEALTH	DENTAL	Total Benefits	
HAMEL, PATRICIA	110-10112610	2610	33,862	2,590	2,960	50	119	11,624	1,391	18,733	52,596
MCALMAN, DONALD	110-10112610	2610	32,760	2,506	2,863	50	115	15,290	1,821	22,645	55,405
TREADWELL, WILLIAM	110-10112610	2610	33,862	2,590	2,960	50	119	5,827	696	12,241	46,104
CUSTODIAL, OVERTIME	130-10112610	2610	1,560	119	136	0	0	0	0	256	1,816
MCNULTY, PETER	110-10112610	2610	1,988	152	0	0	0	0	0	152	2,140
			104,033	7,959	8,919	151	352	32,740	3,908	54,027.88	158,061

Dr. H.O. Smith School: Facilities - Salaries & Benefits - Object Report

			2004 Actual Expenditures	2005 Actual Expenditures	2006 Actual Expenditures	2007 Revised Budget	2008 S/Board Budget	Dollar Budget Change	% of Budget Change
Data Date: 11/13/2006									
Print Time: 7:20:52PM									
101100002610	110	CUSTODIAL SALARY	94,617	92,630	101,754	102,157	102,474	317	0.31%
101100002610	130	CUSTODIAL OVERTIME	600	831	4,659	1,500	1,560	60	4.00%
Salaries			\$ 95,217	\$ 93,460	\$ 106,413	\$ 103,657	\$ 104,034	\$ 377	0.36%
101100002610	211	HEALTH INSURANCE	19,313	24,170	25,886	33,243	32,741	(502)	-1.51%
101100002610	212	DENTAL INSURANCE	2,299	2,887	3,037	3,970	3,909	(61)	-1.53%
101100002610	213	LIFE INSURANCE	121	139	135	180	153	(27)	-15.00%
101100002610	214	DISABILITY INSURANCE	349	345	320	353	353	0	0.08%
101100002610	220	SOCIAL SECURITY	7,230	7,069	7,981	7,934	7,963	29	0.37%
101100002610	231	NON-TEACHER RETIREMENT	5,337	5,334	6,918	6,842	8,921	2,079	30.38%
101100002610	232	TEACHER RETIREMENT	0	0	0	0	0	0	0.00%
Benefits			\$ 34,649	\$ 39,945	\$ 44,278	\$ 52,522	\$ 54,040	\$ 1,518	2.89%
Grand Total			\$ 129,866	\$ 133,405	\$ 150,691	\$ 156,178	\$ 158,074	\$ 1,896	1.21%

General Fund: **\$158,074**

Federal Funds: **\$0**

Food Service: **\$0**

Vocational Funds: **\$0**

Alvirne Trustees

\$0

Dr. H.O. Smith School: Facilities - Supplies

The general custodial supply account is increased due to a price increase from our main supplier of paper products, Central Paper. The price increase is estimated to be 8%. The major portion of the supplies line item is for toilet paper, paper towels and trash liners. Chemicals used as part of the cleaning is included as part of the Aramark contract. The FY2007 budget was actually lower than expenditures in FY2006.

Dr. H.O. Smith School: Facilities - Supplies - Object Report

		2004 Actual Expenditures	2005 Actual Expenditures	2006 Actual Expenditures	2007 Revised Budget	2008 S/Board Budget	Dollar Budget Change	% of Budget Change
Data Date: 11/13/2006								
Print Time: 7:20:52PM								
101100002610	610 CUSTODIAL SUPPLIES	3,960	1,284	2,211	2,553	2,189	(364)	-14.24%
Supplies		\$ 3,960	\$ 1,284	\$ 2,211	\$ 2,553	\$ 2,189	\$(364)	-14.24%
Grand Total		\$ 3,960	\$ 1,284	\$ 2,211	\$ 2,553	\$ 2,189	\$(364)	-14.24%
General Fund: \$2,189		Federal Funds: \$0		Food Service: \$0		Vocational Funds: \$0		Alvirne Trustees \$0

Dr. H.O. Smith School: Facilities Supplies - Line Item Detail

		FY 2006 Actuals	FY 2007 Revised	Request Amount	Unit Cost	Request Qty	FY 2008 Total	% Change	Dollar Difference
Data Date: 11/13/2006									
Print Time: 7:20:52PM									
Accounts for: GENERAL FUND									
2610	CUSTODIAL								
10112610	CUSTODIAL								
610	CUSTODIAL SUPPLIES								
	1. CUSTODIAL SUPPLIES			2189.00	2,189.00	1	2,189.00		
610 SUPPLIES Totals:		2,211	2,553	2,189			2,189	-14.24	(364)
Fund 10 Totals:		2,211	2,553	2,189			2,189	-14.24	(364)
Grand Total:		\$2,211	\$2,553	\$2,189			\$2,189	-14.24	-\$364

Dr. H.O. Smith School: Facilities - Contracted Services

As part of the goal of running an effective and efficient HVAC system, the District will contract for boiler cleaning as well as repair and maintenance. We project that the maintenance contract will be both more cost effective and serve to ensure proper functioning of the boilers. The existing playground was evaluated by our insurer (Primex) and a recommendation was made to add 90 yds of mulch.

Dr. H.O. Smith School: Facilities - Contracted Services - Object Report

		2004	2005	2006	2007	2008	Dollar	% of
		Actual	Actual	Actual	Revised	S/Board	Budget	Budget
		Expenditures	Expenditures	Expenditures	Budget	Budget	Change	Change
Data Date:	11/13/2006							
Print Time:	7:20:52PM							
101100002610	330	PROFESSIONAL SERVICES	0	0	0	0	0	0.00%
101100002610	430	MAINTENANCE CONTRACTORS	90	0	0	0	0	0.00%
101100002620	430	GENERAL REPAIRS TO BUILDIN	11,405	29,646	30,582	17,851	10,073	(7,778) -43.57%
101100002620	431	PAINTING	1,060	0	75	750	750	0 0.00%
101100002620	432	BOILER REPAIR & MAINT	795	8,428	27,186	2,400	4,140	1,740 72.50%
101100002630	430	GROUNDS REPAIR/MAINT CON	839	975	662	2,100	2,980	880 41.90%
101100002640	430	NONINSTRUCTIONAL EQUIP RE	1,228	163	240	0	250	250 100.00%
101100002640	433	REPAIR & MAINT CONTRACTOR	1,119	3,825	3,762	4,927	5,178	251 5.10%
101100004200	450	SITE DEVELOPMENT	0	0	0	0	0	0 0.00%
101100004600	450	BUILDINGS	0	0	0	0	0	0 0.00%
Contracted Services								
		\$ 16,536	\$ 43,037	\$ 62,507	\$ 28,028	\$ 23,371	\$(4,657)	-16.61%
Grand Total		\$ 16,536	\$ 43,037	\$ 62,507	\$ 28,028	\$ 23,371	\$(4,657)	-16.61%
General Fund: \$23,371		Federal Funds: \$0		Food Service: \$0		Vocational Funds: \$0		Alvirne Trustees \$0

Dr. H.O. Smith School: Facilities Contracted Services - Line Item Detail

Data Date: 11/13/2006

Print Time: 7:20:52PM

		FY 2006 Actuals	FY 2007 Revised	Request Amount	Unit Cost	Request Qty	FY 2008 Total	% Change	Dollar Difference
Accounts for: GENERAL FUND									
2610	CUSTODIAL								
10112610	CUSTODIAL								
330	PROFESSIONAL SERVICES								
	330 PROFESSIONAL SERVICES Totals:	<u>0</u>	<u>0</u>						
430	MAINTENANCE CONTRACTORS								
	430 REPAIRS Totals:	<u>0</u>	<u>0</u>						
2620	BUILDING SERVICES								
10112620	BUILDING SERVICES								
430	GENERAL REPAIRS TO BUILDING								
	1. PER 1,000 SQUARE FOOT COST - \$.21 PER FOOT @ 44,617			9370.00	9,370.00	1	9,370.00		
	2. CEILING TILES - 2 X 4 (10 CASES @ \$22.40 2 X 2 (5 CASES @ \$22.40)			336.00	336.00	1	336.00		
	3. FILTERS FOR PREVENTIVE MAINTENANCE			220.00	220.00	1	220.00		
	4. ENTRANCE MATTING			147.00	147.00	1	147.00		
	430 REPAIRS Totals:	<u>30,582</u>	<u>17,851</u>	<u>10,073</u>			<u>10,073</u>	-43.57	(7,778)
431	PAINTING								
	PAINTING - VARIOUS CLASSROOMS AND HALLWAYS			750.00	750.00	1	750.00		
	431 PAINTING Totals:	<u>75</u>	<u>750</u>	<u>750</u>			<u>750</u>	0.00	0
432	BOILER REPAIR & MAINT								
	1. BOILER AND REPAIR MAINTENANCE			2300.00	2,300.00	1	2,300.00		
	2. BOILER INSPECTIONS/ CERTIFICATES (2)			100.00	100.00	1	100.00		
	4. BOILER CLEANING			1740.00	1,740.00	1	1,740.00		
	432 BOILER REPAIR & MAINT Totals:	<u>27,186</u>	<u>2,400</u>	<u>4,140</u>			<u>4,140</u>	72.50	1,740
2630	GROUNDS								
10112630	GROUNDS								
430	GROUNDS REPAIR/MAINT CONTRACT								
	1. GROUNDS MAINTENANCE FOR SEASONAL CARE			1000.00	1,000.00	1	1,000.00		
	2. PLAYGROUND MULCH 90 CUBIC YARDS @ \$ 22.00 YARD			1980.00	1,980.00	1	1,980.00		
	430 REPAIRS Totals:	<u>662</u>	<u>2,100</u>	<u>2,980</u>			<u>2,980</u>	41.90	880
2640	NONINSTRUCTIONAL EQUIPMENT								
10112640	NONINSTRUCT EQUIP								
430	NONINSTRUCTIONAL EQUIP REPAIR								
	1. CLEANING EQUIPMENT REPAIR			250.00	250.00	1	250.00		
	430 REPAIRS Totals:	<u>240</u>	<u>0</u>	<u>250</u>			<u>250</u>	100.00	250
433	REPAIR & MAINT CONTRACTORS								
	1. PEST CONTROL: SENTRICON SERVICE, GROUNDS SERVICE, INSPECTION			1260.00	1,260.00	1	1,260.00		

10112640	NONINSTRUCT EQUIP								
433	REPAIR & MAINT CONTRACTORS								
	2. ELEVATOR SERVICE AND INSPECTION INCLUDING STATE FEES (3 LIFTS)			1140.45	1,140.45	1	1,140.45		
	3. CLOCK/TIMER CONTRACT			394.00	394.00	1	394.00		
	4. SECURITY ALARM MONITORING			219.00	219.00	1	219.00		
	5. FIRE/BURGLAR ALARM TEST, FIRE EXTINGUISHERS, KIT HOODS, SPRINKLER			1295.00	1,295.00	1	1,295.00		
	6. KITCHEN EXHAUST CLEANING			280.00	280.00	1	280.00		
	7. LINE STRIPING IN PARKING LOT			590.00	590.00	1	590.00		
	433 CONTRACTOR REPAIR & MAINT Totals:	3,762	4,927	5,178			5,178	5.10	251
4200	SITE IMPROVEMENTS								
10114200	SITE IMPROVEMENTS								
450	SITE DEVELOPMENT								
	450 SITE DEVELOPMENT Totals:	0	0						
4600	BUILDING IMPROVEMENT								
10114600	BUILDING IMPROVEMENTS								
450	BUILDINGS								
	450 SITE DEVELOPMENT Totals:	0	0						
	Fund 10 Totals:	62,507	28,028	23,371			23,371	-16.61	(4,657)
	Grand Total:	\$62,507	\$28,028	\$23,371			\$23,371	-16.61	\$-4,657

Dr. H.O. Smith School: Facilities - Equipment

Dr. H.O. Smith School: Facilities - Equipment - Object Report

Data Date: 11/13/2006
 Print Time: 7:20:52PM

		2004 Actual Expenditures	2005 Actual Expenditures	2006 Actual Expenditures	2007 Revised Budget	2008 S/Board Budget	Dollar Budget Change	% of Budget Change
101100002610	734	EQUIPMENT ADDITIONAL	778	0	0	0	0	0.00%
101100002610	738	EQUIPMENT REPLACEMENT	0	0	0	0	0	0.00%
101100002640	738	EQUIPMENT-REPLACEMENT	0	0	0	0	0	0.00%
Equipment			\$ 778	\$ 0	\$ 0	\$ 0	\$ 0	0.00%
Grand Total			\$ 778	\$ 0	\$ 0	\$ 0	\$ 0	0.00%
General Fund: \$0		Federal Funds: \$0		Food Service: \$0		Vocational Funds: \$0		Alvirne Trustees \$0

Dr. H.O. Smith School: Facilities Equipment - Line Item Detail

Data Date: 11/13/2006

Print Time: 7:20:52PM

		FY 2006 Actuals	FY 2007 Revised	Request Amount	Unit Cost	Request Qty	FY 2008 Total	% Change	Dollar Difference
Accounts for: GENERAL FUND									
2610	CUSTODIAL								
10112610	CUSTODIAL								
734	EQUIPMENT ADDITIONAL								
	734 EQUIPMENT-ADDITIONAL Totals:	<u>0</u>	<u>0</u>						
738	EQUIPMENT REPLACEMENT								
	738 EQUIPMENT-REPLACEMENT Totals:	<u>0</u>	<u>0</u>						
2640	NONINSTRUCTIONAL EQUIPMENT								
10112640	NONINSTRUCT EQUIP								
738	EQUIPMENT-REPLACEMENT								
	738 EQUIPMENT-REPLACEMENT Totals:	<u>0</u>	<u>0</u>						
	Fund 10 Totals:	<u>0</u>	<u>0</u>						
	Grand Total:	<u>\$0</u>	<u>\$0</u>						

Dr. H.O. Smith School: Facilities - Utilities

The natural gas budget for the District is being level funded from the FY2007 budget. However, individual school budgets are being adjusted based on actual expenditures during FY2006.

The electric budget is computed as follows:

FY2006 actual expenditure times 5% increase for
 FY2007 times 10% increase for FY2008.

According to the town offices, there is no anticipated rate increase for sewer or water use. The FY2008 budget is level funded from the actual expenditures from FY2006.

Dr. H.O. Smith School: Facilities - Utilities - Object Report

			2004 Actual Expenditures	2005 Actual Expenditures	2006 Actual Expenditures	2007 Revised Budget	2008 S/Board Budget	Dollar Budget Change	% of Budget Change
Data Date: 11/13/2006									
Print Time: 7:20:52PM									
101100002620	411	UTILITIES WATER	4,207	4,604	4,070	5,885	4,070	(1,815)	-30.84%
101100002620	412	UTILITIES SEWER	1,666	1,813	1,624	1,870	1,624	(246)	-13.16%
101100002620	421	DISPOSAL SERVICES	4,973	4,987	5,357	5,544	5,740	196	3.53%
101100002620	621	UTILITIES NATURAL GAS	52,159	61,732	65,069	78,838	86,832	7,994	10.14%
101100002620	622	UTILITIES ELECTRIC	25,197	27,291	31,380	35,411	40,723	5,312	15.00%
Utilities			\$ 88,202	\$ 100,428	\$ 107,500	\$ 127,548	\$ 138,989	\$ 11,441	8.97%
Grand Total			\$ 88,202	\$ 100,428	\$ 107,500	\$ 127,548	\$ 138,989	\$ 11,441	8.97%

General Fund: **\$138,989** Federal Funds: **\$0** Food Service: **\$0** Vocational Funds: **\$0** Alvirne Trustees **\$0**

Dr. H.O. Smith School: Facilities Utilities - Line Item Detail

Data Date: 11/13/2006

Print Time: 7:20:52PM

		FY 2006 Actuals	FY 2007 Revised	Request Amount	Unit Cost	Request Qty	FY 2008 Total	% Change	Dollar Difference
Accounts for: GENERAL FUND									
2620	BUILDING SERVICES								

10112620	BUILDING SERVICES								
411	UTILITIES WATER								
	WATER USAGE			4070.00	4,070.00	1	4,070.00		
	411 UTILITIES-WATER Totals:	4,070	5,885	4,070			4,070	-30.84	(1,815)
412	UTILITIES SEWER								
	SEWER CHARGES			1624.00	1,624.00	1	1,624.00		
	412 UTILITIES-SEWER Totals:	1,624	1,870	1,624			1,624	-13.16	(246)
421	DISPOSAL SERVICES								
	1. 10 CUBIC YARD UNIT - PICK UP 2 X WEEK WITH 3 ADDITIONAL PICKUPS			5740.00	5,740.00	1	5,740.00		
	421 UTILITIES-DISPOSAL Totals:	5,357	5,544	5,740			5,740	3.53	196
621	UTILITIES NATURAL GAS								
	NATURAL GAS			86832.00	86,832.00	1	86,832.00		
	621 UTILITIES-NATURAL GAS Totals:	65,069	78,838	86,832			86,832	10.14	7,994
622	UTILITIES ELECTRIC								
	ELECTRICITY			40723.00	40,723.00	1	40,723.00		
	622 UTILITIES-ELECTRIC Totals:	31,380	35,411	40,723			40,723	15.00	5,312
	Fund 10 Totals:	107,500	127,548	138,989			138,989	8.97	11,441

	Grand Total:	\$107,500	\$127,548	\$138,989			\$138,989	8.97	\$11,441

Library Street School: Facilities - Narrative

The 2 F.T.E.custodial staff supports the School Board's strategic plan goal of operating environmentally efficient schools in which students learn. The facilities staff will continue to address the goal that all children and staff will attend schools that are safe, up-to-date, and appropriate facilities. Work will be completed by the District's electrician and HVAV technician as well as through contracted services.

Library Street School: *Facilities - Function Report*

Data Date: 11/13/2006
 Print Time: 7:20:52PM

	2004 Actual Expenditures	2005 Actual Expenditures	2006 Actual Expenditures	2007 Revised Budget	2008 S/Board Budget	Dollar Budget Change	% of Budget Change
Salaries	69,025	69,557	72,016	74,546	77,722	3,176	4.26%
Benefits	25,685	26,994	29,810	34,934	36,550	1,616	4.63%
Supplies	3,610	1,075	2,092	2,116	2,223	108	5.08%
Contracted Services	20,931	15,794	17,219	13,458	20,570	7,112	52.85%
Equipment	0	0	2,000	0	0	0	0.00%
Utilities	53,745	55,195	63,893	70,904	78,336	7,432	10.48%
Grand Total	\$ 172,996	\$ 168,614	\$ 187,030	\$ 195,958	\$ 215,401	\$ 19,443	9.92%

General Fund: **\$215,401** Federal Funds: **\$0** Food Service: **\$0** Vocational Funds: **\$0** Alvirne Trustees **\$0**

Library Street School: Facilities - Salaries & Benefits

The custodial staff at LSS continues to have no turnover, which allows experienced staff to have full knowledge of their respective areas of responsibility.

The custodial staff at the school consists of:

- 1 head custodian (also responsible for
H.O. Smith)
- 1 full time custodian

Salary Schedule - Facilities School Wide

Employee Information			SALARY	Benefits							Salary & Benefits
Name	Organizational Code	FUNC		Social Security	NHRS	LIFE	LTD	HEALTH	DENTAL	Total Benefits	
CLOUTIER, NORMAN	110-10122610	2610	33,862	2,590	2,960	33	119	5,827	696	12,224	46,086
PEARCE, KEITH	110-10122610	2610	40,310	3,084	3,523	50	141	15,290	1,821	23,909	64,220
CUSTODIAL, OVERTIME	130-10122610	2610	1,560	119	136	0	0	0	0	256	1,816
MOUSSEAU, MARC	110-10122610	2610	1,988	152	0	0	0	0	0	152	2,140
			77,721	5,946	6,619	83	260	21,116	2,517	36,540.73	114,262

Library Street School: Facilities - Salaries & Benefits - Object Report

			2004 Actual Expenditures	2005 Actual Expenditures	2006 Actual Expenditures	2007 Revised Budget	2008 S/Board Budget	Dollar Budget Change	% of Budget Change
Data Date: 11/13/2006									
Print Time: 7:20:52PM									
101200002610	110	CUSTODIAL SALARY	68,588	68,533	70,249	73,046	76,162	3,116	4.27%
101200002610	130	CUSTODIAL OVERTIME	436	1,023	1,767	1,500	1,560	60	4.00%
Salaries			\$ 69,025	\$ 69,557	\$ 72,016	\$ 74,546	\$ 77,722	\$ 3,176	4.26%
101200002610	211	HEALTH INSURANCE	14,519	15,501	17,181	21,441	21,117	(324)	-1.51%
101200002610	212	DENTAL INSURANCE	1,723	1,834	2,027	2,557	2,518	(39)	-1.52%
101200002610	213	LIFE INSURANCE	96	94	77	120	84	(36)	-30.00%
101200002610	214	DISABILITY INSURANCE	246	255	241	250	261	11	4.39%
101200002610	220	SOCIAL SECURITY	5,293	5,345	5,504	5,705	5,949	244	4.27%
101200002610	231	NON-TEACHER RETIREMENT	3,764	3,965	4,780	4,861	6,621	1,760	36.22%
101200002610	232	TEACHER RETIREMENT	46	0	0	0	0	0	0.00%
Benefits			\$ 25,685	\$ 26,994	\$ 29,810	\$ 34,934	\$ 36,550	\$ 1,616	4.63%
Grand Total			\$ 94,710	\$ 96,551	\$ 101,825	\$ 109,480	\$ 114,272	\$ 4,792	4.38%

General Fund: **\$114,272**

Federal Funds: **\$0**

Food Service: **\$0**

Vocational Funds: **\$0**

Alvirne Trustees

\$0

Library Street School: Facilities - Supplies

The general custodial supply account is increased due to a price increase from our main supplier of paper products, Central Paper. The price increase is estimated to be 8%. The major portion of the supplies line item is for toilet paper, paper towels and trash liners. Chemicals used as part of the cleaning is included as part of the Aramark contract. The FY2007 budget was actually lower than expenditures in FY2006.

Library Street School: Facilities - Supplies - Object Report

		2004 Actual Expenditures	2005 Actual Expenditures	2006 Actual Expenditures	2007 Revised Budget	2008 S/Board Budget	Dollar Budget Change	% of Budget Change
Data Date: 11/13/2006								
Print Time: 7:20:52PM								
101200002610	610 CUSTODIAL SUPPLIES	3,610	1,075	2,092	2,116	2,223	108	5.08%
Supplies		\$ 3,610	\$ 1,075	\$ 2,092	\$ 2,116	\$ 2,223	\$ 108	5.08%
	Grand Total	\$ 3,610	\$ 1,075	\$ 2,092	\$ 2,116	\$ 2,223	\$ 108	5.08%
General Fund: \$2,223		Federal Funds: \$0		Food Service: \$0		Vocational Funds: \$0		Alvirne Trustees \$0

Library Street School: Facilities Supplies - Line Item Detail

		FY 2006 Actuals	FY 2007 Revised	Request Amount	Unit Cost	Request Qty	FY 2008 Total	% Change	Dollar Difference
Data Date: 11/13/2006									
Print Time: 7:20:52PM									
Accounts for: GENERAL FUND									
2610	CUSTODIAL								
10122610	CUSTODIAL								
610	CUSTODIAL SUPPLIES								
	CUSTODIAL SUPPLIES			2223.00	2,223.00	1	2,223.00		
	610 SUPPLIES Totals:	2,092	2,116	2,223			2,223	5.08	108
	Fund 10 Totals:	2,092	2,116	2,223			2,223	5.08	108
	Grand Total:	\$2,092	\$2,116	\$2,223			\$2,223	5.08	\$108

Library Street School: Facilities - Contracted Services

As part of the goal of running an effective and efficient HVAC system, the District will contract for boiler cleaning as well as repair and maintenance. We project that the maintenance contract will be both more cost effective and serve to ensure proper functioning of the boilers. The existing playground was evaluated by our insurer (Primex) and a recommendation was made to add 90 yds of mulch.

The major repairs to the building will include:

- new entrance matting will be installed
 at the side and front entrances

Library Street School: Facilities - Contracted Services - Object Report

			2004	2005	2006	2007	2008	Dollar	% of
			Actual	Actual	Actual	Revised	S/Board	Budget	Budget
			Expenditures	Expenditures	Expenditures	Budget	Budget	Change	Change
Data Date: 11/13/2006									
Print Time: 7:20:52PM									
101200002610	430	MAINTENANCE CONTRACTORS	0	0	0	0	0	0	0.00%
101200002620	430	GENERAL REPAIRS TO BUILDIN	18,050	11,088	10,523	4,598	9,385	4,787	104.11%
101200002620	431	PAINTING	208	29	205	750	750	0	0.00%
101200002620	432	BOILER REPAIR & MAINT	491	0	2,120	2,250	3,408	1,158	51.47%
101200002630	430	GROUNDS REPAIR/MAINT CON	603	600	658	500	2,480	1,980	396.00%
101200002640	430	NONINSTRUCTIONAL EQUIP RE	1,304	953	82	700	250	(450)	-64.29%
101200002640	433	REPAIR & MAINT CONTRACTOR	276	3,123	3,632	4,660	4,297	(363)	-7.79%
101200004200	450	SITE DEVELOPMENT	0	0	0	0	0	0	0.00%
101200004600	450	BUILDINGS	0	0	0	0	0	0	0.00%
Contracted Services			\$ 20,931	\$ 15,794	\$ 17,219	\$ 13,458	\$ 21,483	\$ 7,112	52.85%
Grand Total			\$ 20,931	\$ 15,794	\$ 17,219	\$ 13,458	\$ 21,483	\$ 7,112	52.85%

General Fund: **\$20,570**

Federal Funds: **\$0**

Food Service: **\$0**

Vocational Funds: **\$0**

Alvirne Trustees

\$0

Library Street School: Facilities Contracted Services - Line Item Detail

Data Date: 11/13/2006

Print Time: 7:20:52PM

		FY 2006 Actuals	FY 2007 Revised	Request Amount	Unit Cost	Request Qty	FY 2008 Total	% Change	Dollar Difference
Accounts for: GENERAL FUND									
2610	CUSTODIAL								
10122610	CUSTODIAL								
430	MAINTENANCE CONTRACTORS								
	430 REPAIRS Totals:	<u>0</u>	<u>0</u>						
2620	BUILDING SERVICES								
10122620	BUILDING SERVICES								
430	GENERAL REPAIRS TO BUILDING								
	1. PER 1,000 SQUARE FOOT COST - \$.21 PER FOOT @ 30,135			6329.00	6,329.00	1	6,329.00		
	2. CEILING TILES - 2 X 4 (10 CASES @ \$22.40) 2 X 2 (5 CASES @ \$ 22.40)			336.00	336.00	1	336.00		
	3. FILTERS FOR PREVENTIVE MAINTENANCE			220.00	220.00	1	220.00		
	4. ENTRANCE MATTING			2500.00	2,500.00	1	2,500.00		
	430 REPAIRS Totals:	<u>10,523</u>	<u>4,598</u>	<u>9,385</u>			<u>9,385</u>	104.11	4,787
431	PAINTING								
	PAINTING - VARIOUS CLASSROOMS AND HALLWAYS			750.00	750.00	1	750.00		
	431 PAINTING Totals:	<u>205</u>	<u>750</u>	<u>750</u>			<u>750</u>	0.00	0
432	BOILER REPAIR & MAINT								
	1. BOILER REPAIR AND MAINTENANCE			1200.00	1,200.00	1	1,200.00		
	2. BOILER INSPECTION/ CERTIFICATE (1)			50.00	50.00	1	50.00		
	3. BOILER CLEANING			2158.00	2,158.00	1	2,158.00		
	432 BOILER REPAIR & MAINT Totals:	<u>2,120</u>	<u>2,250</u>	<u>3,408</u>			<u>3,408</u>	51.47	1,158
2630	GROUNDS								
10122630	GROUNDS								
430	GROUNDS REPAIR/MAINT CONTR								
	1. GROUNDS MAINTENANCE FOR SEASONAL CARE			500.00	500.00	1	500.00		
	2. PLAYGROUND MULCH 90 CUBIC YARDS @ \$ 22.00 PER YARD			1980.00	1,980.00	1	1,980.00		
	430 REPAIRS Totals:	<u>658</u>	<u>500</u>	<u>2,480</u>			<u>2,480</u>	396.00	1,980
2640	NONINSTRUCTIONAL EQUIPMENT								
10122640	NONINSTRUCT EQUIP								
430	NONINSTRUCTIONAL EQUIP REPAIR								
	1. CLEANING EQUIPMENT REPAIR			250.00	250.00	1	250.00		
	430 REPAIRS Totals:	<u>82</u>	<u>700</u>	<u>250</u>			<u>250</u>	-64.29	(450)
433	REPAIR & MAINT CONTRACTORS								
	1. PEST CONTROL: SENTRICON SERVICE, GROUNDS SERVICE, INSPECTION			2460.00	2,460.00	1	2,460.00		
	2. CLOCK/TIMER CONTRACT			394.00	394.00	1	394.00		
	3. SECURITY ALARM MONITORING			219.00	219.00	1	219.00		

10122640	NONINSTRUCT EQUIP									
433	REPAIR & MAINT CONTRACTORS									
	4. FIRE/BURGLAR ALARM TEST, FIRE EXTINGUISHERS, KIT HOODS, SPRINKLER			744.00	744.00	1	744.00			
	5. LINE STRIPING IN PARKING LOT			100.00	100.00	1	100.00			
	6. ELEVATOR SERVICE AND INSPECTION INCLUDING STATE FEE (1 LIFT)			380.00	380.00	1	380.00			
	433 CONTRACTOR REPAIR & MAINT Totals:	3,632	4,660	4,297			4,297	-7.79	(363)	
4200	SITE IMPROVEMENTS									
10124200	SITE IMPROVEMENTS									
450	SITE DEVELOPMENT									
				0.00	0.00	0	0.00			
	450 SITE DEVELOPMENT Totals:	0	0	0			0	0.00	0	
4600	BUILDING IMPROVEMENT									
10124600	BUILDING IMPROVEMENTS									
450	BUILDINGS									
	450 SITE DEVELOPMENT Totals:	0	0							
	Fund 10 Totals:	17,219	13,458	20,570			20,570	52.85	7,112	
	Grand Total:	\$17,219	\$13,458	\$20,570			\$20,570	52.85	\$7,112	

Library Street School: Facilities - Equipment

Library Street School: Facilities - Equipment - Object Report

Data Date: 11/13/2006
 Print Time: 7:20:52PM

			2004 Actual Expenditures	2005 Actual Expenditures	2006 Actual Expenditures	2007 Revised Budget	2008 S/Board Budget	Dollar Budget Change	% of Budget Change
101200002610	734	EQUIPMENT ADDITIONAL	0	0	0	0	0	0	0.00%
101200002610	738	EQUIPMENT REPLACEMENT	0	0	0	0	0	0	0.00%
101200002630	738	EQUIPMENT-REPLACEMENT	0	0	2,000	0	0	0	0.00%
101200002640	738	EQUIPMENT REPLACEMENT	0	0	0	0	0	0	0.00%
Equipment			\$ 0	\$ 0	\$ 2,000	\$ 0	\$ 0	\$ 0	0.00%
Grand Total			\$ 0	\$ 0	\$ 2,000	\$ 0	\$ 0	\$ 0	0.00%

General Fund: **\$0**

Federal Funds: **\$0**

Food Service: **\$0**

Vocational Funds: **\$0**

Alvirne Trustees

\$0

Library Street School: Facilities Equipment - Line Item Detail

Data Date: 11/13/2006

Print Time: 7:20:52PM

		FY 2006 Actuals	FY 2007 Revised	Request Amount	Unit Cost	Request Qty	FY 2008 Total	% Change	Dollar Difference
Accounts for: GENERAL FUND									
2610	CUSTODIAL								
10122610	CUSTODIAL								
734	EQUIPMENT ADDITIONAL								
	734 EQUIPMENT-ADDITIONAL Totals:	0	0						
738	EQUIPMENT REPLACEMENT								
	738 EQUIPMENT-REPLACEMENT Totals:	0	0						
2630	GROUNDS								
10122630	GROUNDS								
738	EQUIPMENT-REPLACEMENT								
	738 EQUIPMENT-REPLACEMENT Totals:	2,000	0						
2640	NONINSTRUCTIONAL EQUIPMENT								
10122640	NONINSTRUCT EQUIP								
738	EQUIPMENT REPLACEMENT								
	738 EQUIPMENT-REPLACEMENT Totals:	0	0						
	Fund 10 Totals:	2,000	0						
	Grand Total:	\$2,000	\$0						

Library Street School: Facilities - Utilities

The natural gas budget for the District is being level funded from the FY2007 budget. However, individual school budgets are being adjusted based on actual expenditures during FY2006. As a result, the FY2008 budgeted amount for LSS basically level funded from the FY2007 budget year.

The electric budget is computed as follows:

FY2006 actual expenditure times 5% increase for
 FY2007 times 10% increase for FY2008.

According to the town offices, there is no anticipated rate increase for sewer or water use. The FY2008 budget is level funded from the actual expenditures from FY2006.

Library Street School: Facilities - Utilities - Object Report

		2004 Actual Expenditures	2005 Actual Expenditures	2006 Actual Expenditures	2007 Revised Budget	2008 S/Board Budget	Dollar Budget Change	% of Budget Change	
Data Date: 11/13/2006									
Print Time: 7:20:52PM									
101200002620	411	UTILITIES WATER	2,554	2,353	2,572	2,995	2,572	(423)	-14.12%
101200002620	412	UTILITIES SEWER	943	968	1,007	1,160	1,007	(153)	-13.19%
101200002620	421	DISPOSAL SERVICES	5,382	4,332	5,722	5,544	5,922	378	6.81%
101200002620	621	UTILITIES NATURAL GAS	28,452	30,197	32,554	43,034	43,492	458	1.06%
101200002620	622	UTILITIES ELECTRIC	16,414	17,345	22,037	18,171	25,343	7,172	39.47%
Utilities			\$ 53,745	\$ 55,195	\$ 63,893	\$ 70,904	\$ 78,336	\$ 7,432	10.48%
Grand Total			\$ 53,745	\$ 55,195	\$ 63,893	\$ 70,904	\$ 78,336	\$ 7,432	10.48%
General Fund: \$78,336		Federal Funds: \$0		Food Service: \$0		Vocational Funds: \$0		Alvirne Trustees \$0	

Library Street School: Facilities Utilities - Line Item Detail

Data Date: 11/13/2006

Print Time: 7:20:52PM

		FY 2006 Actuals	FY 2007 Revised	Request Amount	Unit Cost	Request Qty	FY 2008 Total	% Change	Dollar Difference
Accounts for: GENERAL FUND									
2620	BUILDING SERVICES								

10122620	BUILDING SERVICES								
411	UTILITIES WATER								
	WATER USAGE			2572.00	2,572.00	1	2,572.00		
	411 UTILITIES-WATER Totals:	<u>2,572</u>	<u>2,995</u>	<u>2,572</u>			<u>2,572</u>	-14.12	(423)
412	UTILITIES SEWER								
	SEWER CHARGES			1007.00	1,007.00	1	1,007.00		
	412 UTILITIES-SEWER Totals:	<u>1,007</u>	<u>1,160</u>	<u>1,007</u>			<u>1,007</u>	-13.19	(153)
421	DISPOSAL SERVICES								
	1. 10 CUBIC YARD UNIT - PICK UP 2 X WEEK WITH 3 ADDITIONAL PICKUPS			5922.00	5,922.00	1	5,922.00		
	421 UTILITIES-DISPOSAL Totals:	<u>5,722</u>	<u>5,544</u>	<u>5,922</u>			<u>5,922</u>	6.81	378
621	UTILITIES NATURAL GAS								
	NATURAL GAS			43492.00	43,492.00	1	43,492.00		
	621 UTILITIES-NATURAL GAS Totals:	<u>32,554</u>	<u>43,034</u>	<u>43,492</u>			<u>43,492</u>	1.06	458
622	UTILITIES ELECTRIC								
	ELECTRICITY			25343.00	25,343.00	1	25,343.00		
	622 UTILITIES-ELECTRIC Totals:	<u>22,037</u>	<u>18,171</u>	<u>25,343</u>			<u>25,343</u>	39.47	7,172
	Fund 10 Totals:	<u>63,893</u>	<u>70,904</u>	<u>78,336</u>			<u>78,336</u>	<u>10.48</u>	<u>7,432</u>

	Grand Total:	<u>\$63,893</u>	<u>\$70,904</u>	<u>\$78,336</u>			<u>\$78,336</u>	<u>10.48</u>	<u>\$7,432</u>

Nottingham West Elementary: Facilities - Narrative

The 4 F.T.E.custodial staff supports the School Board's strategic plan goal of operating environmentally efficient schools in which students learn. The facilities staff will continue to address the goal that all children and staff will attend schools that are safe, up-to-date, and appropriate facilities. Work will continue on the heat issue on the second floor of the school. Work will be completed by the District's electrician and HVAC technician as well as through contracted services.

Nottingham West Elementary: *Facilities - Function Report*

Data Date: 11/13/2006
 Print Time: 7:20:52PM

	2004 Actual Expenditures	2005 Actual Expenditures	2006 Actual Expenditures	2007 Revised Budget	2008 S/Board Budget	Dollar Budget Change	% of Budget Change
Salaries	128,221	141,333	142,414	149,687	154,953	5,266	3.52%
Benefits	55,120	60,210	62,366	84,712	90,106	5,394	6.37%
Supplies	6,902	6,154	7,186	6,880	7,269	390	5.66%
Contracted Services	38,364	198,828	45,719	36,239	42,861	6,623	18.27%
Furniture	0	0	0	0	0	0	0.00%
Equipment	734	686	2,650	0	200	200	100.00%
Utilities	128,369	127,477	157,332	162,761	188,545	25,784	15.84%
Grand Total	\$ 357,711	\$ 534,688	\$ 417,667	\$ 440,278	\$ 483,934	\$ 43,656	9.92%

General Fund: **\$483,934**

Federal Funds: **\$0**

Food Service: **\$0**

Vocational Funds: **\$0**

Alvirne Trustees

\$0

Nottingham West Elementary: Facilities - Salaries & Benefits

The custodial staff at NWS has had minor turnover, which allows experienced staff to have full knowledge of their respective areas of responsibility.

The custodial staff at the school consists of:

- 1 head custodian
- 3 full time custodians

Salary Schedule - Facilities School Wide

Employee Information			SALARY	Benefits							Salary & Benefits
Name	Organizational Code	FUNC		Social Security	NHRS	LIFE	LTD	HEALTH	DENTAL	Total Benefits	
CURRIER, BARRY	110-10142610	2610	40,310	3,084	3,523	50	141	15,290	1,821	23,909	64,220
GOLDEN, DOUGLAS	110-10142610	2610	33,862	2,590	2,960	50	119	15,290	1,821	22,830	56,692
MCNAMARA, BRIAN	110-10142610	2610	32,760	2,506	2,863	50	115	15,290	1,821	22,645	55,405
MICHAUD, RUSSELL	110-10142610	2610	32,760	2,506	2,863	50	115	11,624	1,391	18,549	51,309
CUSTODIAL, OVERTIME	130-10142610	2610	11,284	863	986	0	0	0	0	1,849	13,133
GARON, ROBERT	110-10142610	2610	3,975	304	0	0	0	0	0	304	4,279
			154,952	11,854	13,195	202	489	57,493	6,855	90,087.31	245,039

Nottingham West Elementary: Facilities - Salaries & Benefits - Object Report

Data Date: 11/13/2006
 Print Time: 7:20:52PM

			2004 Actual Expenditures	2005 Actual Expenditures	2006 Actual Expenditures	2007 Revised Budget	2008 S/Board Budget	Dollar Budget Change	% of Budget Change
101400002610	110	CUSTODIAL SALARY	123,252	130,503	132,131	138,837	143,669	4,832	3.48%
101400002610	130	CUSTODIAL OVERTIME	4,969	10,830	10,282	10,850	11,284	434	4.00%
Salaries			\$ 128,221	\$ 141,333	\$ 142,414	\$ 149,687	\$ 154,953	\$ 5,266	3.52%
101400002610	211	HEALTH INSURANCE	33,623	36,132	37,249	57,495	57,494	(1)	0.00%
101400002610	212	DENTAL INSURANCE	3,939	4,310	4,353	5,820	6,857	1,037	17.82%
101400002610	213	LIFE INSURANCE	182	183	173	240	204	(36)	-15.00%
101400002610	214	DISABILITY INSURANCE	446	461	411	475	491	16	3.34%
101400002610	220	SOCIAL SECURITY	9,824	10,912	10,905	11,456	11,861	405	3.54%
101400002610	231	NON-TEACHER RETIREMENT	7,107	8,212	9,274	9,226	13,199	3,973	43.06%
101400002610	232	TEACHER RETIREMENT	0	0	0	0	0	0	0.00%
Benefits			\$ 55,120	\$ 60,210	\$ 62,366	\$ 84,712	\$ 90,106	\$ 5,394	6.37%
Grand Total			\$ 183,342	\$ 201,543	\$ 204,780	\$ 234,399	\$ 245,059	\$ 10,660	4.55%

General Fund: **\$245,059** Federal Funds: **\$0** Food Service: **\$0** Vocational Funds: **\$0** Alvirne Trustees **\$0**

Nottingham West Elementary: Facilities - Supplies

The general custodial supply account is increased due to a price increase from our main supplier of paper products, Central Paper. The price increase is estimated to be 8%. The major portion of the supplies line item is for toilet paper, paper towels and trash liners. Chemicals used as part of the cleaning is included as part of the Aramark contract. The FY2007 budget was actually lower than expenditures in FY2006.

Nottingham West Elementary: Facilities - Supplies - Object Report

		2004 Actual Expenditures	2005 Actual Expenditures	2006 Actual Expenditures	2007 Revised Budget	2008 S/Board Budget	Dollar Budget Change	% of Budget Change
Data Date: 11/13/2006								
Print Time: 7:20:52PM								
101400002610	610 CUSTODIAL SUPPLIES	6,902	6,154	7,186	6,880	7,269	390	5.66%
Supplies		\$ 6,902	\$ 6,154	\$ 7,186	\$ 6,880	\$ 7,269	\$ 390	5.66%
Grand Total		\$ 6,902	\$ 6,154	\$ 7,186	\$ 6,880	\$ 7,269	\$ 390	5.66%
General Fund: \$7,269		Federal Funds: \$0		Food Service: \$0		Vocational Funds: \$0		Alvirne Trustees \$0

Nottingham West Elementary: Facilities Supplies - Line Item Detail

		FY 2006 Actuals	FY 2007 Revised	Request Amount	Unit Cost	Request Qty	FY 2008 Total	% Change	Dollar Difference
Data Date: 11/13/2006									
Print Time: 7:20:52PM									
Accounts for: GENERAL FUND									
2610	CUSTODIAL								
10142610	CUSTODIAL								
610	CUSTODIAL SUPPLIES								
	1. CUSTODIAL SUPPLIES			7269.00	7,269.00	1	7,269.00		
610 SUPPLIES Totals:		7,186	6,880	7,269			7,269	5.66	390
Fund 10 Totals:		7,186	6,880	7,269			7,269	5.66	390
Grand Total:		\$7,186	\$6,880	\$7,269			\$7,269	5.66	\$390

Nottingham West Elementary: Facilities - Contracted Services

As part of the goal of running an effective and efficient HVAC system, the District will contract for boiler cleaning as well as repair and maintenance. We project that the maintenance contract will be both more cost effective and serve to ensure proper functioning of the boilers.

The existing playground was evaluated by our insurer (Primex) and a recommendation was made to add 90 yds of mulch.

The major repairs to the building are as follows:
 - New entrance matting will be installed in two door entrances

Nottingham West Elementary: Facilities - Contracted Services - Object Report

			2004 Actual Expenditures	2005 Actual Expenditures	2006 Actual Expenditures	2007 Revised Budget	2008 S/Board Budget	Dollar Budget Change	% of Budget Change
Data Date: 11/13/2006									
Print Time: 7:20:52PM									
101400002610	430	MAINTANENCE CONTRACTORS	0	0	0	0	0	0	0.00%
101400002620	430	GENERAL REPAIRS TO BUILDIN	27,024	158,593	28,084	23,016	21,256	(1,760)	-7.65%
101400002620	431	PAINTING	174	631	49	1,200	1,200	0	0.00%
101400002620	432	BOILER REPAIR & MAINT	4,195	4,514	2,915	4,500	10,336	5,836	129.69%
101400002630	430	GROUNDS REPAIR/MAINT CON	1,683	2,765	2,021	2,350	4,635	2,285	97.23%
101400002640	430	NONINSTRUCTIONAL EQUIP RE	2,599	940	68	0	250	250	100.00%
101400002640	433	REPAIR & MAINT CONTRACTOR	988	2,537	3,515	5,173	5,184	12	0.22%
101400004200	450	SITE DEVELOPMENT	1,702	28,848	9,067	0	0	0	0.00%
101400004600	450	BUILDINGS	0	0	0	0	0	0	0.00%
Contracted Services			\$ 38,364	\$ 198,828	\$ 45,719	\$ 36,239	\$ 47,421	\$ 6,623	18.27%
Grand Total			\$ 38,364	\$ 198,828	\$ 45,719	\$ 36,239	\$ 47,421	\$ 6,623	18.27%

General Fund: **\$42,861**

Federal Funds: **\$0**

Food Service: **\$0**

Vocational Funds: **\$0**

Alvirne Trustees

\$0

Nottingham West Elementary: Facilities Contracted Services - Line Item Detail

Data Date: 11/13/2006

Print Time: 7:20:52PM

		FY 2006 Actuals	FY 2007 Revised	Request Amount	Unit Cost	Request Qty	FY 2008 Total	% Change	Dollar Difference
Accounts for: GENERAL FUND									
2610	CUSTODIAL								
10142610	CUSTODIAL								
430	MAINTANENCE CONTRACTORS								
	430 REPAIRS Totals:	<u>0</u>	<u>0</u>						
2620	BUILDING SERVICES								
10142620	BUILDING SERVICES								
430	GENERAL REPAIRS TO BUILDING								
	1. PER 1,000 SQUARE FOOT COST - \$.21 PER FOOT @ 77,000			16170.00	16,170.00	1	16,170.00		
	2. CEILING TILES - 2 X 4 (10 CASES @ \$22.40) 2 X 2 (5 CASES @ \$22.40)			336.00	336.00	1	336.00		
	3. FILTERS FOR PREVENTIVE MAINTENANCE			350.00	350.00	1	350.00		
	4. ENTRANCE MATTING			4400.00	4,400.00	1	4,400.00		
	430 REPAIRS Totals:	<u>28,084</u>	<u>23,016</u>	<u>21,256</u>			<u>21,256</u>	-7.65	(1,760)
431	PAINTING								
	PAINTING - VARIOUS CLASSROOMS AND HALLWAYS			1200.00	1,200.00	1	1,200.00		
	431 PAINTING Totals:	<u>49</u>	<u>1,200</u>	<u>1,200</u>			<u>1,200</u>	0.00	0
432	BOILER REPAIR & MAINT								
	1. BOILER AND REPAIR MAINTENANCE			5900.00	5,900.00	1	5,900.00		
	2. BOILER INSPECTION/CERTIFICATES (5)			250.00	250.00	1	250.00		
	3. BOILER CLEANING			2986.00	2,986.00	1	2,986.00		
	4. HEATING SYSTEM TREATMENT			1200.00	1,200.00	1	1,200.00		
	432 BOILER REPAIR & MAINT Totals:	<u>2,915</u>	<u>4,500</u>	<u>10,336</u>			<u>10,336</u>	129.69	5,836
2630	GROUNDS								
10142630	GROUNDS								
430	GROUNDS REPAIR/MAINT CONTR								
	1. GROUND MAINTENANCE FOR SEASONAL CARE			2100.00	2,100.00	1	2,100.00		
	2. POSIY IVY TREATMENT 3 TIMES PER YEAR			555.00	555.00	1	555.00		
	3. PLAYGROUND MULCH 90 CUBIC YARDS @ \$ 22.00 PER YARD			1980.00	1,980.00	1	1,980.00		
	430 REPAIRS Totals:	<u>2,021</u>	<u>2,350</u>	<u>4,635</u>			<u>4,635</u>	97.23	2,285
2640	NONINSTRUCTIONAL EQUIPMENT								
10142640	NONINSTRUCT EQUIP								
430	NONINSTRUCTIONAL EQUIP REPAIR								
	1. CLEANING EQUIPMENT REPAIR			250.00	250.00	1	250.00		
	430 REPAIRS Totals:	<u>68</u>	<u>0</u>	<u>250</u>			<u>250</u>	100.00	250
433	REPAIR & MAINT CONTRACTORS								
	1. PEST CONTROL: SENTRICON SERVICE, GROUNDS SERVICE, INSPECTION			1500.00	1,500.00	1	1,500.00		

10142640	NONINSTRUCT EQUIP								
433	REPAIR & MAINT CONTRACTORS								
	2. ELEVATOR SERVICE AND INSPECTION INCLUDING STATE FEE (1 LIFT)			710.00	710.00	1	710.00		
	3. SECURITY ALARM MONITORING			219.00	219.00	1	219.00		
	4. FIRE/BURGLAR ALARM TEST, FIRE EXTINGUISHERS, KIT HOODS, SPRINKLER			1485.00	1,485.00	1	1,485.00		
	5. KITCHEN EXHAUST CLEANING			280.00	280.00	1	280.00		
	5. LINE STRIPING IN PARKING LOT			990.00	990.00	1	990.00		
	433 CONTRACTOR REPAIR & MAINT Totals:		3,515	5,173	5,184		5,184	0.22	12
4200	SITE IMPROVEMENTS								
10144200	SITE IMPROVEMENTS								
450	SITE DEVELOPMENT								
	450 SITE DEVELOPMENT Totals:		9,067	0					
4600	BUILDING IMPROVEMENT								
10144600	BUILDING IMPROVEMENTS								
450	BUILDINGS								
	450 SITE DEVELOPMENT Totals:		0	0					
	Fund 10 Totals:		45,719	36,239	42,861		42,861	18.27	6,623
	Grand Total:		\$45,719	\$36,239	\$42,861		\$42,861	18.27	\$6,623

Nottingham West Elementary: Facilities - Furniture

Nottingham West Elementary: Facilities - Furniture - Object Report

		2004 Actual Expenditures	2005 Actual Expenditures	2006 Actual Expenditures	2007 Revised Budget	2008 S/Board Budget	Dollar Budget Change	% of Budget Change
Data Date: 11/13/2006								
Print Time: 7:20:52PM								
10140002620	737 FURNITURE REPLACEMENT	0	0	0	0	0	0	0.00%
Furniture		\$ 0	\$ 0	\$ 0	\$ 0	\$ 0	\$ 0	0.00%
	Grand Total	\$ 0	\$ 0	\$ 0	\$ 0	\$ 0	\$ 0	0.00%
General Fund: \$0		Federal Funds: \$0		Food Service: \$0	Vocational Funds: \$0		Alvirne Trustees	\$0

Nottingham West Elementary: Facilities Furniture - Line Item Detail

		FY 2006 Actuals	FY 2007 Revised	Request Amount	Unit Cost	Request Qty	FY 2008 Total	% Change	Dollar Difference
Data Date: 11/13/2006									
Print Time: 7:20:52PM									
Accounts for: GENERAL FUND									
2620	BUILDING SERVICES								
10142620	BUILDING SERVICES								
737	FURNITURE REPLACEMENT								
	737 FURNITURE-REPLACEMENT Totals:	0	0						
	Fund 10 Totals:	0	0						
	Grand Total:	\$0	\$0						

Nottingham West Elementary: Facilities - Equipment

The custodial staff is in need of an industrial sawzall attachment which will allow custodial staff to perform routine maintenance functions without having to complete a work order for District staff to perform the work. This drill will result in a more efficient and effective operation within the school.

Nottingham West Elementary: Facilities - Equipment - Object Report

Data Date: 11/13/2006
 Print Time: 7:20:52PM

		2004 Actual Expenditures	2005 Actual Expenditures	2006 Actual Expenditures	2007 Revised Budget	2008 S/Board Budget	Dollar Budget Change	% of Budget Change	
101400002610	734	EQUIPMENT ADDITIONAL	734	686	650	0	200	200	100.00%
101400002610	738	EQUIPMENT-REPLACEMENT	0	0	0	0	0	0	0.00%
101400002630	738	EQUIPMENT-REPLACEMENT	0	0	2,000	0	0	0	0.00%
101400002640	738	EQUIPMENT-REPLACEMENT	0	0	0	0	0	0	0.00%
Equipment		\$ 734	\$ 686	\$ 2,650	\$ 0	\$ 200	\$ 200	100.00%	
	Grand Total	\$ 734	\$ 686	\$ 2,650	\$ 0	\$ 200	\$ 200	100.00%	

General Fund: **\$200**

Federal Funds: **\$0**

Food Service: **\$0**

Vocational Funds: **\$0**

Alvirne Trustees

\$0

Nottingham West Elementary: Facilities Equipment - Line Item Detail

Data Date: 11/13/2006

Print Time: 7:20:52PM

		FY 2006 Actuals	FY 2007 Revised	Request Amount	Unit Cost	Request Qty	FY 2008 Total	% Change	Dollar Difference
Accounts for: GENERAL FUND									
2610	CUSTODIAL								
10142610	CUSTODIAL								
734	EQUIPMENT ADDITIONAL								
	1. SAWZALL ATTACHMENT			200.00	200.00	1	200.00		
	734 EQUIPMENT-ADDITIONAL Totals:	650	0	200			200	100.00	200
738	EQUIPMENT-REPLACEMENT								
	738 EQUIPMENT-REPLACEMENT Totals:	0	0						
2630	GROUNDS								
10142630	GROUNDS								
738	EQUIPMENT-REPLACEMENT								
	738 EQUIPMENT-REPLACEMENT Totals:	2,000	0						
2640	NONINSTRUCTIONAL EQUIPMENT								
10142640	NONINSTRUCT EQUIP								
738	EQUIPMENT-REPLACEMENT								
	738 EQUIPMENT-REPLACEMENT Totals:	0	0						
	Fund 10 Totals:	2,650	0	200			200	0.00	200
	Grand Total:	\$2,650	\$0	\$200			\$200	0.00	\$200

Nottingham West Elementary: Facilities - Utilities

The natural gas budget for the District is being level funded from the FY2007 budget. However, individual school budgets are being adjusted based on actual expenditures during FY2006.

The electric budget is computed as follows:

FY2006 actual expenditure times 5% increase for
 FY2007 times 10% increase for FY2008.

According to the town offices, there is no anticipated rate increase for sewer or water use. The FY2008 budget is level funded from the actual expenditures from FY2006.

Nottingham West Elementary: Facilities - Utilities - Object Report

			2004	2005	2006	2007	2008	Dollar	% of
			Actual	Actual	Actual	Revised	S/Board	Budget	Budget
			Expenditures	Expenditures	Expenditures	Budget	Budget	Change	Change
Data Date: 11/13/2006									
Print Time: 7:20:52PM									
101400002620	411	UTILITIES WATER	8,597	6,692	7,251	8,905	7,251	(1,654)	-18.57%
101400002620	412	UTILITIES SEWER	3,580	3,164	3,119	3,530	3,119	(411)	-11.64%
101400002620	421	DISPOSAL SERVICES	9,766	6,471	9,454	9,956	9,785	(171)	-1.72%
101400002620	621	UTILITIES NATURAL GAS	43,684	44,710	55,140	66,065	73,667	7,602	11.51%
101400002620	622	UTILITIES ELECTRIC	62,742	66,439	82,368	74,305	94,723	20,418	27.48%
101400002620	623	PROPANE	0	0	0	0	0	0	0.00%
Utilities			\$ 128,369	\$ 127,477	\$ 157,332	\$ 162,761	\$ 188,545	\$ 25,784	15.84%
		Grand Total	\$ 128,369	\$ 127,477	\$ 157,332	\$ 162,761	\$ 188,545	\$ 25,784	15.84%

General Fund: **\$188,545** Federal Funds: **\$0** Food Service: **\$0** Vocational Funds: **\$0** Alvirne Trustees **\$0**

Nottingham West Elementary: Facilities Utilities - Line Item Detail

Data Date: 11/13/2006

Print Time: 7:20:52PM

		FY 2006 Actuals	FY 2007 Revised	Request Amount	Unit Cost	Request Qty	FY 2008 Total	% Change	Dollar Difference
Accounts for: GENERAL FUND									
2620	BUILDING SERVICES								

10142620	BUILDING SERVICES								
411	UTILITIES WATER								
	WATER USAGE			7251.00	7,251.00	1	7,251.00		
	411 UTILITIES-WATER Totals:	7,251	8,905	7,251			7,251	-18.57	(1,654)
412	UTILITIES SEWER								
	SEWER CHARGES			3119.00	3,119.00	1	3,119.00		
	412 UTILITIES-SEWER Totals:	3,119	3,530	3,119			3,119	-11.64	(411)
421	DISPOSAL SERVICES								
	1. (2) 10 CUBIC YARD UNIT - PICK UP 2 X WEEK WITH 3 ADDITIONAL PICKUPS			9785.00	9,785.00	1	9,785.00		
	421 UTILITIES-DISPOSAL Totals:	9,454	9,956	9,785			9,785	-1.72	(171)
621	UTILITIES NATURAL GAS								
	NATURAL GAS			73667.00	73,667.00	1	73,667.00		
	621 UTILITIES-NATURAL GAS Totals:	55,140	66,065	73,667			73,667	11.51	7,602
622	UTILITIES ELECTRIC								
	ELECTRICITY			94723.00	94,723.00	1	94,723.00		
	622 UTILITIES-ELECTRIC Totals:	82,368	74,305	94,723			94,723	27.48	20,418
623	PROPANE								
	623 PROPANE Totals:	0	0						
	Fund 10 Totals:	157,332	162,761	188,545			188,545	15.84	25,784

	Grand Total:	\$157,332	\$162,761	\$188,545			\$188,545	15.84	\$25,784

Hills Garrison Elementary: Facilities - Narrative

The 3.5 F.T.E.custodial staff supports the School Board's strategic plan goal of operating environmentally efficient schools in which students learn. The facilities staff will continue to address the goal that all children and staff will attend schools that are safe, up-to-date, and appropriate facilities. Work will be completed by the District's electrician and HVAV technician as well as through contracted services.

Hills Garrison Elementary: *Facilities - Function Report*

Data Date: 11/13/2006
 Print Time: 7:20:52PM

	2004 Actual Expenditures	2005 Actual Expenditures	2006 Actual Expenditures	2007 Revised Budget	2008 S/Board Budget	Dollar Budget Change	% of Budget Change
Salaries	110,958	118,780	120,619	127,487	134,034	6,547	5.14%
Benefits	28,519	30,554	30,699	32,226	34,590	2,364	7.33%
Supplies	4,479	4,885	5,135	5,056	5,239	184	3.63%
Contracted Services	24,101	23,749	34,915	31,327	47,885	16,558	52.85%
Educational Resources	2,991	0	0	0	0	0	0.00%
Furniture	0	0	0	0	0	0	0.00%
Equipment	0	0	0	0	300	300	100.00%
Utilities	120,708	125,409	145,341	156,759	174,086	17,327	11.05%
Grand Total	\$ 291,758	\$ 303,378	\$ 336,710	\$ 352,856	\$ 396,134	\$ 43,278	12.27%

General Fund: **\$396,134** Federal Funds: **\$0** Food Service: **\$0** Vocational Funds: **\$0** Alvirne Trustees **\$0**

Hills Garrison Elementary: Facilities - Salaries & Benefits

The custodial staff at HGS continues to have no turnover, which allows experienced staff to have full knowledge of their respective areas of responsibility.

The 3.5 F.T.E. custodial staff at the school consists of:

- 1 head custodian
- 2 full time custodians
- 1 half time custodians

Salary Schedule - Facilities School Wide

Employee Information			SALARY	Benefits							Salary & Benefits
Name	Organizational Code	FUNC		Social Security	NHRS	LIFE	LTD	HEALTH	DENTAL	Total Benefits	
ANDERSON, ROBERT	110-10152610	2610	33,862	2,590	2,960	50	119	0	839	6,558	40,420
COOMBES, EDWARD	110-10152610	2610	33,862	2,590	2,960	25	119	5,827	696	12,216	46,078
DIONNE, JOSEPH	110-10152610	2610	40,310	3,084	3,523	50	141	5,827	696	13,321	53,631
CUSTODIAL, OVERTIME	130-10152610	2610	5,642	432	493	0	0	0	0	925	6,567
MORSE, EVAN	110-10152610	2610	3,975	304	0	0	0	0	0	304	4,279
OUELLETTE, PHIL	110-10152610	2610	16,380	1,253	0	0	0	0	0	1,253	17,633
			134,032	10,253	9,935	126	378	11,653	2,230	34,576.49	168,609

Hills Garrison Elementary: Facilities - Salaries & Benefits - Object Report

			2004 Actual Expenditures	2005 Actual Expenditures	2006 Actual Expenditures	2007 Revised Budget	2008 S/Board Budget	Dollar Budget Change	% of Budget Change
Data Date: 11/13/2006									
Print Time: 7:20:52PM									
101500002610	110	CUSTODIAL SALARY	106,759	113,354	116,341	122,062	128,392	6,330	5.19%
101500002610	130	CUSTODIAL OVERTIME	4,199	5,425	4,278	5,425	5,642	217	4.00%
Salaries			\$ 110,958	\$ 118,780	\$ 120,619	\$ 127,487	\$ 134,034	\$ 6,547	5.14%
101500002610	211	HEALTH INSURANCE	11,593	12,642	11,762	11,654	11,654	0	0.00%
101500002610	212	DENTAL INSURANCE	2,154	2,330	2,230	3,186	2,232	(954)	-29.93%
101500002610	213	LIFE INSURANCE	113	115	115	147	128	(19)	-12.93%
101500002610	214	DISABILITY INSURANCE	358	371	350	364	380	16	4.35%
101500002610	220	SOCIAL SECURITY	8,570	9,108	9,192	9,757	10,258	501	5.13%
101500002610	231	NON-TEACHER RETIREMENT	5,733	5,989	7,048	7,119	9,938	2,819	39.60%
Benefits			\$ 28,519	\$ 30,554	\$ 30,699	\$ 32,226	\$ 34,590	\$ 2,364	7.33%
Grand Total			\$ 139,478	\$ 149,334	\$ 151,318	\$ 159,713	\$ 168,624	\$ 8,911	5.58%

General Fund: **\$168,624**

Federal Funds: **\$0**

Food Service: **\$0**

Vocational Funds: **\$0**

Alvirne Trustees

\$0

Hills Garrison Elementary: Facilities - Supplies

The general custodial supply account is increased due to a price increase from our main supplier of paper products, Central Paper. The price increase is estimated to be 8%. The major portion of the supplies line item is for toilet paper, paper towels and trash liners. Chemicals used as part of the cleaning is included as part of the Aramark contract. The FY2007 budget was actually lower than expenditures in FY2006.

Hills Garrison Elementary: Facilities - Supplies - Object Report

		2004 Actual Expenditures	2005 Actual Expenditures	2006 Actual Expenditures	2007 Revised Budget	2008 S/Board Budget	Dollar Budget Change	% of Budget Change
Data Date: 11/13/2006								
Print Time: 7:20:52PM								
101500002610	610 CUSTODIAL SUPPLIES	4,479	4,885	5,135	5,056	5,239	184	3.63%
Supplies		\$ 4,479	\$ 4,885	\$ 5,135	\$ 5,056	\$ 5,239	\$ 184	3.63%
Grand Total		\$ 4,479	\$ 4,885	\$ 5,135	\$ 5,056	\$ 5,239	\$ 184	3.63%
General Fund: \$5,239		Federal Funds: \$0		Food Service: \$0		Vocational Funds: \$0		Alvirne Trustees \$0

Hills Garrison Elementary: Facilities Supplies - Line Item Detail

		FY 2006 Actuals	FY 2007 Revised	Request Amount	Unit Cost	Request Qty	FY 2008 Total	% Change	Dollar Difference
Data Date: 11/13/2006									
Print Time: 7:20:52PM									
Accounts for: GENERAL FUND									
2610	CUSTODIAL								
10152610	CUSTODIAL								
610	CUSTODIAL SUPPLIES								
	1. CUSTODIAL SUPPLIES			5239.00	5,239.00	1	5,239.00		
610 SUPPLIES Totals:		5,135	5,056	5,239			5,239	3.63	184
Fund 10 Totals:		5,135	5,056	5,239			5,239	3.63	184
Grand Total:		\$5,135	\$5,056	\$5,239			\$5,239	3.63	\$184

Hills Garrison Elementary: Facilities - Contracted Services

As part of the goal of running an effective and efficient HVAC system, the District will contract for boiler cleaning as well as repair and maintenance. We project that the maintenance contract will be both more cost effective and serve to ensure proper functioning of the boilers.

The major work to be done at HGS includes:

- entrance matting replacement before it becomes a safety issue
- replacement of the media room carpet which is rippling
- installation of a new stage rear curtain
- installation of 90 yds of mulch in playground

A rear stage curtain is requested to assist in transforming the music classroom into a performance platform for concerts and plays. There is currently only a main curtain.

Hills Garrison Elementary: Facilities - Contracted Services - Object Report

		2004 Actual Expenditures	2005 Actual Expenditures	2006 Actual Expenditures	2007 Revised Budget	2008 S/Board Budget	Dollar Budget Change	% of Budget Change	
Data Date: 11/13/2006									
Print Time: 7:20:52PM									
101500002620	430	GENERAL REPAIRS TO BUILDIN	15,358	13,017	19,770	13,227	25,307	12,080	91.33%
101500002620	431	PAINTING	610	15	84	1,000	1,000	0	0.00%
101500002620	432	BOILER REPAIR & MAINT	1,071	110	1,918	5,500	6,696	1,196	21.75%
101500002630	430	GROUNDS MAINTENANCE	2,075	2,813	6,696	2,483	4,714	2,231	89.85%
101500002640	430	NONINSTRUCTIONAL EQUIP RE	3,131	181	375	200	250	50	25.00%
101500002640	433	REPAIR & MAINT CONTRACTOR	1,856	7,613	6,073	8,917	9,918	1,001	11.22%
Contracted Services			\$ 24,101	\$ 23,749	\$ 34,915	\$ 31,327	\$ 53,845	\$ 16,558	52.85%
Grand Total			\$ 24,101	\$ 23,749	\$ 34,915	\$ 31,327	\$ 53,845	\$ 16,558	52.85%
General Fund: \$47,885		Federal Funds: \$0		Food Service: \$0		Vocational Funds: \$0		Alvirne Trustees \$0	

Hills Garrison Elementary: Facilities Contracted Services - Line Item Detail

Data Date: 11/13/2006

Print Time: 7:20:52PM

		FY 2006 Actuals	FY 2007 Revised	Request Amount	Unit Cost	Request Qty	FY 2008 Total	% Change	Dollar Difference
Accounts for: GENERAL FUND									
2620	BUILDING SERVICES								
10152620	BUILDING SERVICES								
430	GENERAL REPAIRS TO BUILDING								
	1. PER 1,000 SQUARE FOOT COST - \$,21 PER FOOT @ 64,800			13608.00	13,608.00	1	13,608.00		
	2. CEILING TILES - 2 X 4 (10 CASES @ \$22.40) 2 X 2 (5 CASES @ \$ 22.40)			336.00	336.00	1	336.00		
	3. FILTERS FOR PREVENTIVE MAINTENANCE			350.00	350.00	1	350.00		
	4. ENTRANCE MATTING			3100.00	3,100.00	1	3,100.00		
	5. REAR CURTAIN FOR THE STAGE.			2500.00	2,500.00	1	2,500.00		
	6. REPLACE MEDIA ROOM CARPET			5413.00	5,413.00	1	5,413.00		
	430 REPAIRS Totals:	19,770	13,227	25,307			25,307	91.33	12,080
431	PAINTING								
	PAINTING - VARIOUS CLASSROOMS AND HALLWAYS			1000.00	1,000.00	1	1,000.00		
	431 PAINTING Totals:	84	1,000	1,000			1,000	0.00	0
432	BOILER REPAIR & MAINT								
	1. BOILER AND REPAIR MAINTENANCE			3400.00	3,400.00	1	3,400.00		
	2. BOILER INSPECTION/CERTIFICATES			200.00	50.00	4	200.00		
	3. BOILER CLEANING			3096.00	3,096.00	1	3,096.00		
	432 BOILER REPAIR & MAINT Totals:	1,918	5,500	6,696			6,696	21.75	1,196
2630	GROUNDS								
10152630	GROUNDS								
430	GROUNDS MAINTENANCE								
	1. GROUNDS MAINTENANCE FOR SEASONAL CARE			2100.00	2,100.00	1	2,100.00		
	2. WINTERIZE LAWN SPRINKLER SYSTEM			319.00	319.00	1	319.00		
	3. IRRIGATION START UP			315.00	315.00	1	315.00		
	4. PLAYGROUND MULCH 90 CUBIC YARDS @ \$22.00 PER YARD			1980.00	1,980.00	1	1,980.00		
	430 REPAIRS Totals:	6,696	2,483	4,714			4,714	89.85	2,231
2640	NONINSTRUCTIONAL EQUIPMENT								
10152640	NONINSTRUCT EQUIP								
430	NONINSTRUCTIONAL EQUIP REPAIR								
	1. CLEANING EQUIPMENT REPAIR			250.00	250.00	1	250.00		
	430 REPAIRS Totals:	375	200	250			250	25.00	50
433	REPAIR & MAINT CONTRACTORS								
	1. PEST CONTROL: SENTRICON SERVICE, GROUNDS SERVICE, INSPECTION			1500.00	1,500.00	1	1,500.00		
	2. ELEVATOR SERVICE AND INSPECTION INCLUDING STATE FEE (2 LIFTS)			1090.00	1,090.00	1	1,090.00		
	3. SECURITY ALARM MONITORING			219.00	219.00	1	219.00		
	4. FIRE/BURGLAR ALARM TEST, FIRE EXTINGUISHERS, KIT HOODS, SPRINKLER			2145.00	2,145.00	1	2,145.00		
	5. SERVICE CONTRACT FOR STANDBY EMERGENCY GENERATOR			420.00	420.00	1	420.00		

10152640	NONINSTRUCT EQUIP								
433	REPAIR & MAINT CONTRACTORS								
	6. PREVENTATIVE MAINTENANCE CONTRACT TEMPERATURE CONTROL	1630.00	1,630.00	1	1,630.00				
	7. CLOCK/TIMER CONTRACT	394.00	394.00	1	394.00				
	8. KITCHEN EXHAUST CLEANING	280.00	280.00	1	280.00				
	9. LINE STRIPING IN PARKING LOT	2240.00	2,240.00	1	2,240.00				
	433 CONTRACTOR REPAIR & MAINT Totals:	6,073	8,917		9,918		9,918	11.22	1,001
	Fund 10 Totals:	34,915	31,327		47,885		47,885	52.85	16,558

	Grand Total:	\$34,915	\$31,327		\$47,885		\$47,885	52.85	\$16,558

Hills Garrison Elementary: Facilities - Educational Resources

Hills Garrison Elementary: Facilities - Educational Resources - Object Report

		2004 Actual Expenditures	2005 Actual Expenditures	2006 Actual Expenditures	2007 Revised Budget	2008 S/Board Budget	Dollar Budget Change	% of Budget Change
Data Date: 11/13/2006								
Print Time: 7:20:52PM								
301500004500	840 CONTINGENCY	2,991	0	0	0	0	0	0.00%
Educational Resources		\$ 2,991	\$ 0	\$ 0	\$ 0	\$ 0	\$ 0	0.00%
	Grand Total	\$ 2,991	\$ 0	\$ 0	\$ 0	\$ 0	\$ 0	0.00%
General Fund: \$0		Federal Funds: \$0		Food Service: \$0	Vocational Funds: \$0		Alvirne Trustees	\$0

Hills Garrison Elementary: Facilities Educational Resources - Line Item Detail

		FY 2006 Actuals	FY 2007 Revised	Request Amount	Unit Cost	Request Qty	FY 2008 Total	% Change	Dollar Difference
Data Date: 11/13/2006									
Print Time: 7:20:52PM									
Accounts for: CAPITAL PROJECTS									
4500	CONSTRUCTION SERVICES								
30154500	CONTINGENCY								
840	CONTINGENCY								
	840 CONTINGENCY Totals:	0	0						
	Fund 30 Totals:	0	0						
	Grand Total:	\$0	\$0						

Hills Garrison Elementary: Facilities - Furniture

Hills Garrison Elementary: Facilities - Furniture - Object Report

		2004 Actual Expenditures	2005 Actual Expenditures	2006 Actual Expenditures	2007 Revised Budget	2008 S/Board Budget	Dollar Budget Change	% of Budget Change
Data Date: 11/13/2006								
Print Time: 7:20:52PM								
10150002610	737 FURNITURE REPLACEMENT	0	0	0	0	0	0	0.00%
Furniture		\$ 0	\$ 0	\$ 0	\$ 0	\$ 0	\$ 0	0.00%
	Grand Total	\$ 0	\$ 0	\$ 0	\$ 0	\$ 0	\$ 0	0.00%
General Fund: \$0		Federal Funds: \$0		Food Service: \$0	Vocational Funds: \$0		Alvirne Trustees	\$0

Hills Garrison Elementary: Facilities Furniture - Line Item Detail

		FY 2006 Actuals	FY 2007 Revised	Request Amount	Unit Cost	Request Qty	FY 2008 Total	% Change	Dollar Difference
Data Date: 11/13/2006									
Print Time: 7:20:52PM									
Accounts for: GENERAL FUND									
2610	CUSTODIAL								
10152610	CUSTODIAL								
737	FURNITURE REPLACEMENT								
	737 FURNITURE-REPLACEMENT Totals:	0	0						
	Fund 10 Totals:	0	0						
	Grand Total:	\$0	\$0						

Hills Garrison Elementary: Facilities - Equipment

The custodial staff is in need of an industrial cordless drill set which will allow custodial staff to perform routine maintenance functions without having to complete a work order for District staff to perform the work. This drill will result in a more efficient and effective operation within the school.

Hills Garrison Elementary: Facilities - Equipment - Object Report

Data Date: 11/13/2006
 Print Time: 7:20:52PM

		2004 Actual Expenditures	2005 Actual Expenditures	2006 Actual Expenditures	2007 Revised Budget	2008 S/Board Budget	Dollar Budget Change	% of Budget Change
101500002610	734	EQUIPMENT ADDITIONAL	0	0	0	300	300	100.00%
101500002610	738	EQUIPMENT REPLACEMENT	0	0	0	0	0	0.00%
101500002640	738	EQUIPMENT-REPLACEMENT	0	0	0	0	0	0.00%
Equipment		\$ 0	\$ 0	\$ 0	\$ 0	\$ 300	\$ 300	100.00%
Grand Total		\$ 0	\$ 0	\$ 0	\$ 0	\$ 300	\$ 300	100.00%

General Fund: **\$300**

Federal Funds: **\$0**

Food Service: **\$0**

Vocational Funds: **\$0**

Alvirne Trustees

\$0

Hills Garrison Elementary: Facilities Equipment - Line Item Detail

Data Date: 11/13/2006

Print Time: 7:20:52PM

		FY 2006 Actuals	FY 2007 Revised	Request Amount	Unit Cost	Request Qty	FY 2008 Total	% Change	Dollar Difference
Accounts for: GENERAL FUND									
2610	CUSTODIAL								
10152610	CUSTODIAL								
734	EQUIPMENT ADDITIONAL								
	1. CORDLESS DRILL SET			300.00	300.00	1	300.00		
	734 EQUIPMENT-ADDITIONAL Totals:	0	0	300			300	100.00	300
738	EQUIPMENT REPLACEMENT								
	738 EQUIPMENT-REPLACEMENT Totals:	0	0						
2640	NONINSTRUCTIONAL EQUIPMENT								
10152640	NONINSTRUCT EQUIP								
738	EQUIPMENT-REPLACEMENT								
	738 EQUIPMENT-REPLACEMENT Totals:	0	0						
	Fund 10 Totals:	0	0	300			300	0.00	300
	Grand Total:	\$0	\$0	\$300			\$300	0.00	\$300

Hills Garrison Elementary: Facilities - Utilities

The natural gas budget for the District is being level funded from the FY2007 budget. However, individual school budgets are being adjusted based on actual expenditures during FY2006. The natural gas budget for FY2008 is up only 2.7% from the FY 2007 budget.

The electric budget is computed as follows:

FY2006 actual expenditure times 5% increase for
 FY2007 times 10% increase for FY2008.

According to the town offices, there is no anticipated rate increase for sewer or water use. The FY2008 budget is level funded from the actual expenditures from FY2006.

Hills Garrison Elementary: Facilities - Utilities - Object Report

Data Date: 11/13/2006
 Print Time: 7:20:52PM

		2004 Actual Expenditures	2005 Actual Expenditures	2006 Actual Expenditures	2007 Revised Budget	2008 S/Board Budget	Dollar Budget Change	% of Budget Change	
101500002620	411	UTILITIES WATER	6,748	5,445	4,819	5,826	4,819	(1,007)	-17.28%
101500002620	412	UTILITIES SEWER	2,099	2,128	2,023	2,200	2,023	(177)	-8.05%
101500002620	421	DISPOSAL SERVICES	5,644	7,791	9,400	9,956	9,729	(227)	-2.28%
101500002620	621	UTILITIES NATURAL GAS	41,863	42,724	48,659	63,311	65,008	1,697	2.68%
101500002620	622	UTILITIES ELECTRIC	64,355	67,321	80,441	75,466	92,507	17,041	22.58%
Utilities			\$ 120,708	\$ 125,409	\$ 145,341	\$ 156,759	\$ 174,086	\$ 17,327	11.05%
Grand Total			\$ 120,708	\$ 125,409	\$ 145,341	\$ 156,759	\$ 174,086	\$ 17,327	11.05%

General Fund: **\$174,086** Federal Funds: **\$0** Food Service: **\$0** Vocational Funds: **\$0** Alvirne Trustees **\$0**

Hills Garrison Elementary: Facilities Utilities - Line Item Detail

Data Date: 11/13/2006

Print Time: 7:20:52PM

		FY 2006 Actuals	FY 2007 Revised	Request Amount	Unit Cost	Request Qty	FY 2008 Total	% Change	Dollar Difference
Accounts for: GENERAL FUND									
2620	BUILDING SERVICES								
10152620	BUILDING SERVICES								
411	UTILITIES WATER								
	WATER USAGE			4819.00	4,819.00	1	4,819.00		
	411 UTILITIES-WATER Totals:	4,819	5,826	4,819			4,819	-17.28	(1,007)
412	UTILITIES SEWER								
	SEWER CHARGES			2023.00	2,023.00	1	2,023.00		
	412 UTILITIES-SEWER Totals:	2,023	2,200	2,023			2,023	-8.05	(177)
421	DISPOSAL SERVICES								
	1. (2) 10 CUBIC YARD UNIT - PICK UP 2 X WEEK WITH 3 ADDITIONAL PICKUPS			9729.00	9,729.00	1	9,729.00		
	421 UTILITIES-DISPOSAL Totals:	9,400	9,956	9,729			9,729	-2.28	(227)
621	UTILITIES NATURAL GAS								
	NATURAL GAS			65008.00	65,008.00	1	65,008.00		
	621 UTILITIES-NATURAL GAS Totals:	48,659	63,311	65,008			65,008	2.68	1,697
622	UTILITIES ELECTRIC								
	ELECTRICITY			92507.00	92,507.00	1	92,507.00		
	622 UTILITIES-ELECTRIC Totals:	80,441	75,466	92,507			92,507	22.58	17,041
	Fund 10 Totals:	145,341	156,759	174,086			174,086	11.05	17,327
Grand Total:		\$145,341	\$156,759	\$174,086			\$174,086	11.05	\$17,327

Hudson Memorial School: Facilities - Narrative

The 7 F.T.E.custodial staff supports the School Board's strategic plan goal of operating environmentally efficient schools in which students learn. The facilities staff will continue to address the goal that all children and staff will attend schools that are safe, up-to-date, and appropriate facilities. General maintenance work will be completed by the District's electrician and HVAV technician as well as through contracted services.

Hudson Memorial School: *Facilities - Function Report*

Data Date: 11/13/2006
 Print Time: 7:20:52PM

	2004 Actual Expenditures	2005 Actual Expenditures	2006 Actual Expenditures	2007 Revised Budget	2008 S/Board Budget	Dollar Budget Change	% of Budget Change
Salaries	247,619	252,300	247,709	278,996	289,353	10,357	3.71%
Benefits	92,000	100,171	106,639	135,377	141,319	5,942	4.39%
Supplies	8,215	8,872	10,322	10,555	11,907	1,353	12.81%
Contracted Services	58,381	100,095	175,387	113,038	117,698	4,660	4.12%
Educational Resources	0	39,567	0	0	0	0	0.00%
Furniture	885	1,002	1,150	2,530	0	(2,530)	-100.00%
Equipment	0	0	0	0	300	300	100.00%
Utilities	233,591	233,681	298,055	317,740	366,131	48,391	15.23%
Grand Total	\$ 640,690	\$ 735,689	\$ 839,263	\$ 858,236	\$ 926,708	\$ 68,472	7.98%

General Fund: **\$926,708** Federal Funds: **\$0** Food Service: **\$0** Vocational Funds: **\$0** Alvirne Trustees **\$0**

Hudson Memorial School: Facilities - Salaries & Benefits

The custodial staff at HMS has experienced a turnover of two staff members, but continues to maintain the same staffing pattern as in prior years:

The 8 F.T.E. custodial staff at the school consists of:

- 1 head custodian
- 7 full time custodians

Salary Schedule - Facilities School Wide

Employee Information			SALARY	Benefits							Salary & Benefits
Name	Organizational Code	FUNC		Social Security	NHRS	LIFE	LTD	HEALTH	DENTAL	Total Benefits	
GOLDEN, PAUL	110-10242610	2610	33,862	2,590	2,960	50	119	5,827	696	12,241	46,104
MCANISTAN, JOSEPH	110-10242610	2610	46,093	3,526	4,029	50	161	11,624	1,391	20,781	66,874
NUTILE, ROBERT	110-10242610	2610	33,862	2,590	2,960	50	119	15,290	1,821	22,830	56,692
WEST, DOUGLAS	110-10242610	2610	33,862	2,590	2,960	50	119	5,827	696	12,241	46,104
ANDERSON, THEODORE	110-10242610	2610	32,760	2,506	2,863	50	115	11,624	1,391	18,549	51,309
GODIN, DAVID	110-10242610	2610	32,760	2,506	2,863	50	115	11,624	1,391	18,549	51,309
BORRERO, ANGEL	110-10242610	2610	32,760	2,506	2,863	50	115	5,827	696	12,057	44,817
CUSTODIAL, OVERTIME	130-10242610	2610	6,656	509	582	0	0	0	0	1,091	7,747
CASIANO, SANTOS	110-10242610	2610	32,760	2,506	2,863	50	115	15,290	1,821	22,645	55,405
BRENNICK, JOSHUA	110-10242610	2610	3,975	304	0	0	0	0	0	304	4,279
			289,351	22,135	24,942	403	976	82,931	9,902	141,288.17	430,639

Hudson Memorial School: Facilities - Salaries & Benefits - Object Report

			2004 Actual Expenditures	2005 Actual Expenditures	2006 Actual Expenditures	2007 Revised Budget	2008 S/Board Budget	Dollar Budget Change	% of Budget Change
Data Date: 11/13/2006									
Print Time: 7:20:52PM									
102400002610	110	CUSTODIAL SALARY	241,177	245,905	240,689	272,596	282,697	10,101	3.71%
102400002610	130	CUSTODIAL OVERTIME	6,442	6,395	7,020	6,400	6,656	256	4.00%
Salaries			\$ 247,619	\$ 252,300	\$ 247,709	\$ 278,996	\$ 289,353	\$ 10,357	3.71%
102400002610	211	HEALTH INSURANCE	51,518	58,123	62,795	84,204	82,933	(1,271)	-1.51%
102400002610	212	DENTAL INSURANCE	6,126	6,936	7,211	10,059	9,905	(154)	-1.53%
102400002610	213	LIFE INSURANCE	364	364	341	480	408	(72)	-15.00%
102400002610	214	DISABILITY INSURANCE	903	891	912	945	979	34	3.59%
102400002610	220	SOCIAL SECURITY	18,997	19,283	18,935	21,353	22,147	795	3.72%
102400002610	231	NON-TEACHER RETIREMENT	14,092	14,575	16,444	18,336	24,947	6,611	36.06%
102400002610	232	TEACHER RETIREMENT	0	0	0	0	0	0	0.00%
102400002610	250	UNEMPLOYMENT	0	0	0	0	0	0	0.00%
Benefits			\$ 92,000	\$ 100,171	\$ 106,639	\$ 135,377	\$ 141,319	\$ 5,942	4.39%
Grand Total			\$ 339,618	\$ 352,471	\$ 354,348	\$ 414,373	\$ 430,672	\$ 16,299	3.93%
General Fund: \$430,672			Federal Funds: \$0		Food Service: \$0		Vocational Funds: \$0		Alvirne Trustees \$0

Hudson Memorial School: Facilities - Supplies

The general custodial supply account is increased due to a price increase from our main supplier of paper products, Central Paper. The price increase is estimated to be 8%. The major portion of the supplies line item is for toilet paper, paper towels and trash liners. Chemicals used as part of the cleaning is included as part of the Aramark contract.

Hudson Memorial School: Facilities - Supplies - Object Report

		2004 Actual Expenditures	2005 Actual Expenditures	2006 Actual Expenditures	2007 Revised Budget	2008 S/Board Budget	Dollar Budget Change	% of Budget Change
Data Date: 11/13/2006								
Print Time: 7:20:52PM								
102400002610	610 CUSTODIAL SUPPLIES	8,215	8,872	10,322	10,555	11,907	1,353	12.81%
Supplies		\$ 8,215	\$ 8,872	\$ 10,322	\$ 10,555	\$ 11,907	\$ 1,353	12.81%
Grand Total		\$ 8,215	\$ 8,872	\$ 10,322	\$ 10,555	\$ 11,907	\$ 1,353	12.81%
General Fund: \$11,907		Federal Funds: \$0		Food Service: \$0		Vocational Funds: \$0		Alvirne Trustees \$0

Hudson Memorial School: Facilities Supplies - Line Item Detail

		FY 2006 Actuals	FY 2007 Revised	Request Amount	Unit Cost	Request Qty	FY 2008 Total	% Change	Dollar Difference
Data Date: 11/13/2006									
Print Time: 7:20:52PM									
Accounts for: GENERAL FUND									
2610	CUSTODIAL								
10242610	CUSTODIAL								
610	CUSTODIAL SUPPLIES								
	1. CUSTODIAL SUPPLIES			11907.00	11,907.00	1	11,907.00		
610 SUPPLIES Totals:		10,322	10,555	11,907			11,907	12.81	1,353
Fund 10 Totals:		10,322	10,555	11,907			11,907	12.81	1,353
Grand Total:		\$10,322	\$10,555	\$11,907			\$11,907	12.81	\$1,353

Hudson Memorial School: Facilities - Contracted Services

As part of the goal of running an effective and efficient HVAC system, the District will contract for boiler cleaning as well as repair and maintenance. We project that the maintenance contract will be both more cost effective and serve to ensure proper functioning of the boilers.

This is the last year of a three year program to refurbish bathrooms at HMS. Approximately \$8,000 worth of entrance matting will be installed in high traffic areas.

Hudson Memorial School: Facilities - Contracted Services - Object Report

			2004	2005	2006	2007	2008	Dollar	% of
			Actual	Actual	Actual	Revised	S/Board	Budget	Budget
			Expenditures	Expenditures	Expenditures	Budget	Budget	Change	Change
Data Date: 11/13/2006									
Print Time: 7:20:52PM									
102400002610	430	MAINTENANCE CONTRACTORS	0	0	0	0	0	0	0.00%
102400002620	430	GENERAL REPAIRS TO BUILDIN	28,658	44,446	79,467	44,003	42,648	(1,355)	-3.08%
102400002620	431	PAINTING	2,313	569	349	1,600	1,000	(600)	-37.50%
102400002620	432	BOILER REPAIR & MAINT	246	1,115	1,845	4,040	8,456	4,416	109.31%
102400002630	430	GROUNDS REPAIR/MAINT CON	5,476	3,129	1,882	2,478	2,497	19	0.77%
102400002640	430	NONINSTRUCTIONAL EQUIP RE	3,219	435	535	0	600	600	100.00%
102400002640	433	REPAIR & MAINT CONTRACTOR	18,468	10,457	12,310	13,075	13,256	181	1.39%
102400004200	450	SITE DEVELOPMENT	0	0	34,000	0	0	0	0.00%
102400004600	450	BUILDINGS	0	39,945	45,000	47,842	49,241	1,399	2.92%
Contracted Services			\$ 58,381	\$ 100,095	\$ 175,387	\$ 113,038	\$ 124,429	\$ 4,660	4.12%
Grand Total			\$ 58,381	\$ 100,095	\$ 175,387	\$ 113,038	\$ 124,429	\$ 4,660	4.12%

General Fund: **\$117,698**

Federal Funds: **\$0**

Food Service: **\$0**

Vocational Funds: **\$0**

Alvirne Trustees

\$0

Hudson Memorial School: Facilities Contracted Services - Line Item Detail

Data Date: 11/13/2006

Print Time: 7:20:52PM

		FY 2006 Actuals	FY 2007 Revised	Request Amount	Unit Cost	Request Qty	FY 2008 Total	% Change	Dollar Difference
Accounts for: GENERAL FUND									
2610	CUSTODIAL								
10242610	CUSTODIAL								
430	MAINTENANCE CONTRACTORS								
	430 REPAIRS Totals:	<u>0</u>	<u>0</u>						
2620	BUILDING SERVICES								
10242620	BUILDING SERVICES								
430	GENERAL REPAIRS TO BUILDING								
	1. PER 1,000 SQUARE FOOT COST - \$.21 PER FOOT @ 148,220			31126.00	31,126.00	1	31,126.00		
	2. CEILING TILES - 2 X 4 (20 CASES @ \$ 22.40) 2 X 2 (10 CASES @ \$ 22.40)			672.00	672.00	1	672.00		
	3. FILTERS FOR PREVENTIVE MAINTENANCE			500.00	500.00	1	500.00		
	4. ENTRANCE MATTING			8000.00	8,000.00	1	8,000.00		
	5. MAIN CONTROL PANEL FOR AUTOMATIC BELLS			2350.00	2,350.00	1	2,350.00		
	430 REPAIRS Totals:	<u>79,467</u>	<u>44,003</u>	<u>42,648</u>			<u>42,648</u>	-3.08	(1,355)
431	PAINTING								
	PAINTING - VARIOUS CLASSROOMS AND HALLWAYS			1000.00	1,000.00	1	1,000.00		
	431 PAINTING Totals:	<u>349</u>	<u>1,600</u>	<u>1,000</u>			<u>1,000</u>	-37.50	(600)
432	BOILER REPAIR & MAINT								
	1. BOILER AND REPAIR MAINTENANCE			3840.00	3,840.00	1	3,840.00		
	2. BOILER INSPECTION/CERTIFICATES (4)			200.00	200.00	1	200.00		
	3. BOILER CLEANING			3216.00	3,216.00	1	3,216.00		
	4. HEATING SYSTEM TREATMENT			1200.00	1,200.00	1	1,200.00		
	432 BOILER REPAIR & MAINT Totals:	<u>1,845</u>	<u>4,040</u>	<u>8,456</u>			<u>8,456</u>	109.31	4,416
2630	GROUNDS								
10242630	GROUNDS								
430	GROUNDS REPAIR/MAINT CONTR								
	1. WINTERIZE LAWN SPRINKLER SYSTEM - FRONT AND FIELD			187.00	187.00	1	187.00		
	2. IRRIGATION START UP			210.00	210.00	1	210.00		
	3. GROUNDS MAINTENANCE FOR SEASONAL CARE			2100.00	2,100.00	1	2,100.00		
	430 REPAIRS Totals:	<u>1,882</u>	<u>2,478</u>	<u>2,497</u>			<u>2,497</u>	0.77	19
2640	NONINSTRUCTIONAL EQUIPMENT								
10242640	NONINSTRUCT EQUIP								
430	NONINSTRUCTIONAL EQUIP REPAIR								
	1. CLEANING EQUIPMENT REPAIR			600.00	600.00	1	600.00		
	430 REPAIRS Totals:	<u>535</u>	<u>0</u>	<u>600</u>			<u>600</u>	100.00	600
433	REPAIR & MAINT CONTRACTORS								

10242640	NONINSTRUCT EQUIP								
433	REPAIR & MAINT CONTRACTORS								
	1. PEST CONTROL: SENTRICON SERVICE, GROUND SERVICE, INSPECTION	3450.00	3,450.00	1	3,450.00				
	2. ELEVATOR SERVICE AND INSPECTION INCLUDING STATE FEES (2 LIFTS)	1090.00	1,090.00	1	1,090.00				
	3. CLOCK/TIMER CONTRACT	394.00	394.00	1	394.00				
	4. MAINTENANCE FOR MASTER HEAT CONTROL	3988.00	3,988.00	1	3,988.00				
	5. FIRE/BURGLAR ALARM TEST, FIRE EXTINGUISHERS, KIT HOODS, SPRINKLERS	2090.00	2,090.00	1	2,090.00				
	6. SECURITY ALARM MONITORING	219.00	219.00	1	219.00				
	7. KITCHEN EXHAUST CLEANING	325.00	325.00	1	325.00				
	8. LINE STRIPING IN PARKING LOT	1700.00	1,700.00	1	1,700.00				
	433 CONTRACTOR REPAIR & MAINT Totals:	<u>12,310</u>	<u>13,075</u>		<u>13,256</u>		<u>13,256</u>	1.39	181
4200	SITE IMPROVEMENTS								
10244200	SITE IMPROVEMENTS								
450	SITE DEVELOPMENT								
	450 SITE DEVELOPMENT Totals:	<u>34,000</u>	<u>0</u>						
4600	BUILDING IMPROVEMENT								
10244600	BUILDING IMPROVEMENTS								
450	BUILDINGS								
	1. RENOVATE TWO BATHROOMS		49241.00	49,241.00	1	49,241.00			
	450 SITE DEVELOPMENT Totals:	<u>45,000</u>	<u>47,842</u>		<u>49,241</u>		<u>49,241</u>	2.92	1,399
	Fund 10 Totals:	<u>175,387</u>	<u>113,038</u>		<u>117,698</u>		<u>117,698</u>	4.12	4,660
	Grand Total:	<u>\$175,387</u>	<u>\$113,038</u>		<u>\$117,698</u>		<u>\$117,698</u>	4.12	\$4,660

Hudson Memorial School: Facilities - Educational Resources

Hudson Memorial School: Facilities - Educational Resources - Object Report

		2004 Actual Expenditures	2005 Actual Expenditures	2006 Actual Expenditures	2007 Revised Budget	2008 S/Board Budget	Dollar Budget Change	% of Budget Change
Data Date: 11/13/2006								
Print Time: 7:20:52PM								
302400004500	840 CONTINGENCY	0	39,567	0	0	0	0	0.00%
Educational Resources		\$ 0	\$ 39,567	\$ 0	\$ 0	\$ 0	\$ 0	0.00%
	Grand Total	\$ 0	\$ 39,567	\$ 0	\$ 0	\$ 0	\$ 0	0.00%
General Fund: \$0		Federal Funds: \$0		Food Service: \$0		Vocational Funds: \$0		Alvirne Trustees \$0

Hudson Memorial School: Facilities Educational Resources - Line Item Detail

		FY 2006 Actuals	FY 2007 Revised	Request Amount	Unit Cost	Request Qty	FY 2008 Total	% Change	Dollar Difference
Data Date: 11/13/2006									
Print Time: 7:20:52PM									
Accounts for: CAPITAL PROJECTS									
4500	CONSTRUCTION SERVICES								
30244500	CONTINGENCY								
840	CONTINGENCY								
	840 CONTINGENCY Totals:	0	0						
	Fund 30 Totals:	0	0						
	Grand Total:	\$0	\$0						

Hudson Memorial School: Facilities - Furniture

Hudson Memorial School: Facilities - Furniture - Object Report

		2004 Actual Expenditures	2005 Actual Expenditures	2006 Actual Expenditures	2007 Revised Budget	2008 S/Board Budget	Dollar Budget Change	% of Budget Change	
Data Date: 11/13/2006									
Print Time: 7:20:52PM									
102400002620	737 FURNITURE REPLACEMENT	885	1,002	1,150	2,530	0	(2,530)	-100.00%	
Furniture		\$ 885	\$ 1,002	\$ 1,150	\$ 2,530	\$ 0	\$(2,530)	-100.00%	
	Grand Total	\$ 885	\$ 1,002	\$ 1,150	\$ 2,530	\$ 0	\$(2,530)	-100.00%	
General Fund: \$0		Federal Funds: \$0		Food Service: \$0		Vocational Funds: \$0		Alvirne Trustees	\$0

Hudson Memorial School: Facilities Furniture - Line Item Detail

		FY 2006 Actuals	FY 2007 Revised	Request Amount	Unit Cost	Request Qty	FY 2008 Total	% Change	Dollar Difference
Data Date: 11/13/2006									
Print Time: 7:20:52PM									
Accounts for: GENERAL FUND									
2620	BUILDING SERVICES								
10242620	BUILDING SERVICES								
737	FURNITURE REPLACEMENT								
	737 FURNITURE-REPLACEMENT Totals:	1,150	2,530						
	Fund 10 Totals:	1,150	2,530						
	Grand Total:	\$1,150	\$2,530						

Hudson Memorial School: Facilities - Professional Development

Hudson Memorial School: Facilities - Equipment

The custodial staff is in need of an industrial cordless drill set which will allow custodial staff to perform routine maintenance functions without having to complete a work order for District staff to perform the work. This drill will result in a more efficient and effective operation within the school.

Hudson Memorial School: Facilities - Equipment - Object Report

		2004 Actual Expenditures	2005 Actual Expenditures	2006 Actual Expenditures	2007 Revised Budget	2008 S/Board Budget	Dollar Budget Change	% of Budget Change
Data Date: 11/13/2006								
Print Time: 7:20:52PM								
102400002610	734	EQUIPMENT ADDITIONAL	0	0	0	300	300	100.00%
102400002610	738	EQUIPMENT REPLACEMENT	0	0	0	0	0	0.00%
102400002640	738	EQUIPMENT-REPLACEMENT	0	0	0	0	0	0.00%
Equipment		\$ 0	\$ 0	\$ 0	\$ 0	\$ 300	\$ 300	100.00%
Grand Total		\$ 0	\$ 0	\$ 0	\$ 0	\$ 300	\$ 300	100.00%
General Fund: \$300		Federal Funds: \$0		Food Service: \$0		Vocational Funds: \$0		Alvirne Trustees \$0

Hudson Memorial School: Facilities Equipment - Line Item Detail

Data Date: 11/13/2006

Print Time: 7:20:52PM

		FY 2006 Actuals	FY 2007 Revised	Request Amount	Unit Cost	Request Qty	FY 2008 Total	% Change	Dollar Difference
Accounts for: GENERAL FUND									
2610	CUSTODIAL								
10242610	CUSTODIAL								
734	EQUIPMENT ADDITIONAL								
	1. CORDLESS DRILL SET			300.00	300.00	1	300.00		
	734 EQUIPMENT-ADDITIONAL Totals:	0	0	300			300	100.00	300
738	EQUIPMENT REPLACEMENT								
	738 EQUIPMENT-REPLACEMENT Totals:	0	0						
2640	NONINSTRUCTIONAL EQUIPMENT								
10242640	NONINSTRUCT EQUIP								
738	EQUIPMENT-REPLACEMENT								
	738 EQUIPMENT-REPLACEMENT Totals:	0	0						
	Fund 10 Totals:	0	0	300			300	0.00	300
	Grand Total:	\$0	\$0	\$300			\$300	0.00	\$300

Hudson Memorial School: Facilities - Utilities

The natural gas budget for the District is being level funded from the FY2007 budget. However, individual school budgets are being adjusted based on actual expenditures during FY2006.

The electric budget is computed as follows:

FY2006 actual expenditure times 5% increase for
 FY2007 times 10% increase for FY2008.

According to the town offices, there is no anticipated rate increase for sewer or water use. The FY2008 budget is level funded from the actual expenditures from FY2006.

Hudson Memorial School: Facilities - Utilities - Object Report

			2004 Actual Expenditures	2005 Actual Expenditures	2006 Actual Expenditures	2007 Revised Budget	2008 S/Board Budget	Dollar Budget Change	% of Budget Change
Data Date: 11/13/2006									
Print Time: 7:20:52PM									
102400002620	411	UTILITIES WATER	5,263	9,121	7,331	11,055	7,331	(3,724)	-33.69%
102400002620	412	UTILITIES SEWER	2,424	3,278	2,124	3,300	2,124	(1,176)	-35.64%
102400002620	421	DISPOSAL SERVICES	14,602	12,532	13,430	14,368	13,900	(468)	-3.26%
102400002620	621	UTILITIES NATURAL GAS	108,977	102,364	140,000	164,789	187,330	22,541	13.68%
102400002620	622	UTILITIES ELECTRIC	102,325	106,386	135,170	124,228	155,446	31,218	25.13%
Utilities			\$ 233,591	\$ 233,681	\$ 298,055	\$ 317,740	\$ 366,131	\$ 48,391	15.23%
Grand Total			\$ 233,591	\$ 233,681	\$ 298,055	\$ 317,740	\$ 366,131	\$ 48,391	15.23%

General Fund: **\$366,131** Federal Funds: **\$0** Food Service: **\$0** Vocational Funds: **\$0** Alvirne Trustees **\$0**

Hudson Memorial School: Facilities Utilities - Line Item Detail

Data Date: 11/13/2006

Print Time: 7:20:52PM

		FY 2006 Actuals	FY 2007 Revised	Request Amount	Unit Cost	Request Qty	FY 2008 Total	% Change	Dollar Difference
Accounts for: GENERAL FUND									
2620	BUILDING SERVICES								
10242620	BUILDING SERVICES								
411	UTILITIES WATER								
	WATER USAGE			7331.00	7,331.00	1	7,331.00		
	411 UTILITIES-WATER Totals:	7,331	11,055	7,331			7,331	-33.69	(3,724)
412	UTILITIES SEWER								
	SEWER CHARGES			2124.00	2,124.00	1	2,124.00		
	412 UTILITIES-SEWER Totals:	2,124	3,300	2,124			2,124	-35.64	(1,176)
421	DISPOSAL SERVICES								
	1. (2) 10 CUBIC YARD UNIT - PICK UP 2 X WEEK WITH 3 ADDITIONAL PICKUPS			13900.00	13,900.00	1	13,900.00		
	421 UTILITIES-DISPOSAL Totals:	13,430	14,368	13,900			13,900	-3.26	(468)
621	UTILITIES NATURAL GAS								
	NATURAL GAS			187330.00	187,330.00	1	187,330.00		
	621 UTILITIES-NATURAL GAS Totals:	140,000	164,789	187,330			187,330	13.68	22,541
622	UTILITIES ELECTRIC								
	ELECTRICITY			155446.00	155,446.00	1	155,446.00		
	622 UTILITIES-ELECTRIC Totals:	135,170	124,228	155,446			155,446	25.13	31,218
	Fund 10 Totals:	298,055	317,740	366,131			366,131	15.23	48,391
	Grand Total:	\$298,055	\$317,740	\$366,131			\$366,131	15.23	\$48,391

Data Date: 11/13/2006
 Print Time: 7:20:52PM

	2004 Actual Expenditures	2005 Actual Expenditures	2006 Actual Expenditures	2007 Revised Budget	2008 S/Board Budget	Dollar Budget Change	% of Budget Change
--	---	---	---	------------------------------------	--------------------------------	-------------------------------------	-----------------------------------

Grand Total	\$ 6,588,700	\$ 6,862,125	\$ 6,969,448	\$ 7,147,324	\$ 7,443,561	\$ 296,237	4.14%
--------------------	--------------	--------------	--------------	--------------	--------------	------------	-------

General Fund: \$7,126,751	Federal Funds: \$37,498	Food Service: \$279,312	Vocational Funds: \$0	Alvirne Trustees	\$0
----------------------------------	--------------------------------	--------------------------------	------------------------------	------------------	------------